

On new and poorly known *Lathrobium* (s.str.) species from Siberia and the Russian Far East (Insecta: Coleoptera: Staphylinidae: Paederinae)

Alexandr B. Ryvkin

Ryvkin A.B. 2011. On new and poorly known *Lathrobium* (s.str.) species from Siberia and the Russian Far East (Insecta: Coleoptera: Staphylinidae: Paederinae). *Baltic J. Coleopterol.*, 11(2): 135 - 170.

An annotated list of 16 *Lathrobium* (s.str.) species is provided, including the two new taxa: *L.* (s.str.) *generosum* sp.n. from the NE Irkutsk Area and *L.* (s.str.) *ishiharai ursinum* ssp.n. from the NE Amur Area; *L.* (s.str.) *viduum* Eppelsheim, 1893 is redescribed, its aedeagus and female terminalia are illustrated for the first time; *L.* (s. str.) *japonicum kunashiriense* Y.Watanabe, 2004 is placed in the synonymy of *L.* (s. str.) *japonicum* Bernhauer, 1907. New faunistic data on Siberian and Far Eastern localities are given for all the species listed. Some short additional data are provided also for other territories of the former USSR.

Key words: *Lathrobium*, Staphylinidae, Paederinae, fauna, new species, Russia, Far East.

Alexandr B. Ryvkin. Laboratory of Ecology & Morphology of Insects, Severtsov Institute of Problems of Ecology & Evolution, Russian Academy of Sciences, Leninskiy Prospekt, 33, Moscow, 119071, Russia

Bureinskiy State Nature Reserve, Chegdomyn, Verkhnebureinskiy Rayon, Khabarovskiy Kray, 676572, Russia

INTRODUCTION

When processing staphylinids from Siberia and the Russian Far East, I have accumulated some data on distribution and bionomics of the *Lathrobium* (s.str.) species in these spacious territories. Both my own field material and numerous specimens received by me from other collectors named below underlay the present study. The vast collection of Dr. A.V.Shavrin (Daugavpils, Latvia) is to be mentioned specially; in part it has been identified and published by Dr. Shavrin himself before, but unfortunately with some errors and omissions I try to correct herein.

It is to be noted that there is no comprehensive classification of *Lathrobium* (s.str.). Groups of

species are established only for Japan and, in part, for E China (numerous papers by Watanabe *et al.*), but their diagnostic criteria, such as presence or absence of wings, seem to be adequate not always. I believe that a thorough study of both external morphology of species and structure of aedeagus, especially its internal parts, as well as female genital segments, is necessary for the further development of the classification. As well, I find some species groups to require a substantial taxonomic revision and preparation of the revisions has been initiated by me recently.

An annotated list of the *Lathrobium* (s.str.) species is provided below, excluding the *sibiricum*, *fulvum* and *fulvipenne* groups being

published separately (Ryvkin 2007; Ryvkin in prep. a, b). Besides the Siberian and Far Eastern records, some new data on other finds from the former USSR territory are given and the information earlier published is discussed. Catalogue references are given only for the sources concerning essential aspects of taxonomy or distribution. Catalogues and compilations have been used mainly if those include any original data and/or interpretations (J.Sahlberg 1899, 1900; Jakobson 1909; Bernhauer & Schubert 1912; Tichomirova 1973), while others (Heyden 1881, 1898; Kurcheva, 1977, etc) are mentioned, in case of need, either ad notam or for correcting appreciable errors. In all the cases, when the material having been identified before by other authors is used, the full text of their determinative labels is given in square brackets.

The two new taxa, *L. (s.str.) generosum* sp.n. and *L. (s.str.) ishiharai ursinum* ssp.n., are described in the list below; *L. (s.str.) viduum* Eppelsheim, 1893, the male of which has not been known before as well as the female terminalia has not been depicted, is redescribed.

The measured proportions of body parts are given in points of eyepiece linear micrometer of binocular microscope at magnification 56x.

ABBREVIATIONS

ex: specimen, specimens;
HT: holotype;
PT: paratype.

AR: Collection of A.B.Ryvkin, Moscow, Russia;
AVSh: Collection of A.V.Shavrin, Daugavpils, Latvia;
IM: Collection of I.V.Mel'nik, Moscow, Russia;
ZMMU: Zoological Museum of Moscow University, Russia.

SYSTEMATIC PART

Genus *Lathrobium* Gravenhorst, 1802
Subgenus *Lathrobium* s.str.

Lathrobium (s.str.) brunnipes (Fabricius, 1793)

Staphylinus brunnipes Fabricius, 1793: 537
Lathrobium brunnipes [sic!]; Gebler, 1830: 72
Lathrobium brunnipes; Gebler, 1848: 113
Lathrobium brunnipes; Heyden, 1881, Deutsche Entomologische Zeitschrift, 1880-1881, Suppl.: 76
Lathrobium brunnipes; Eppelsheim, 1893, Deutsche Entomologische Zeitschrift, 1893(1): 51
Lathrobium brunnipes; Heyden, 1898: 34
Lathrobium brunnipes; J. Sahlberg, 1899, Horae Societatis Entomologicae Rossicae, 32: 340
Lathrobium brunnipes; J. Sahlberg, 1900, Acta Societatis pro Fauna et Flora Fennica, 19(4): 27
Lathrobium brunnipes; Jakovlev, 1902, Memoires de la Société des Naturalistes de Jaroslaw, 1: 111
Lathrobium brunnipes; Lebedev, 1906, Horae Societatis Entomologicae Rossicae, 37: 373
Lathrobium brunnipes; Poppius, 1908, Acta Societatis pro Fauna et Flora Fennica, 31(6): 12
Lathrobium brunnipes; Poppius, 1909, Öfversigt af Finska Vetenskaps-Societetens Förhandlingar, 51(A4): 22
Lathrobium (Lathrobium) brunnipes; Jakobson, 1909: 493
Lathrobium (s.str.) brunnipes; Horion, 1965: 72
Lathrobium brunnipes; Kryzhanovskiy *et al.*, 1973, Ekologiya pochvennykh bespozvonochnykh: 149
Lathrobium (s.str.) brunnipes; Tichomirova, 1973: 179
Lathrobium brunnipes; Kurcheva, 1977: 70
Lathrobium brunnipes; Bordoni, 1980, Frustula Entomologica (Nuova Serie), 2(15): 20
Lathrobium brunnipes; Babenko, 1981, Fauna i ekologiya nazemnykh chlenistonogikh Sibiri: 25
Lathrobium (s.str.) brunnipes; Coiffait, 1982, Nouvelle Revue d'Entomologie. Suppl., 12(4): 374
Lathrobium (s.str.) brunnipes; Tichomirova, 1982, Pochvennyie bespozvonochnyie Moskovskoy oblasti: 215
Lathrobium brunnipes; Babenko, 1982, Poleznye i vrednye nasekomyie Sibiri: 56
Lathrobium brunnipes; Razumovskiy *et al.*, 1984, Zhivotnyi mir yuzhnoy taygi: 108, 114
Lathrobium brunnipes; Ryvkin, 1984, Zhivotnyi mir yuzhnoy taygi: 123
Lathrobium (s.str.) brunnipes; Boháč, 1986, Acta entomologica bohemoslovaca, 83: 385

- Lathrobium brunripes*; Gusarov, 1989, Vestnik Leningradskogo gosudarstvennogo universiteta, Seria 3, 1989(3) (17): 8
- Lathrobium brunripes*; Schülke, 1990, Novius(10): 224
- Lathrobium* (s.str.) *brunripes*; Veselova & Ryvkin, 1991, Biological resources and Biocenoses of Yenissey Taiga: 192
- Lathrobium brunripes*; Shavrin, 1998, Entomological problems of Baikalian Siberia: 84
- Lathrobium* (s.str.) *brunripes*; Ryabukhin, 1999: 52
- Lathrobium brunripes*; Shavrin *et al.*, 1999, Proceedings of the Biology and Soil Department of the Irkutsk State University, 1: 35
- Lathrobium brunripes*; Shavrin, 2001, Proceedings of the Biology and Soil Department of the Irkutsk State University, 5: 86
- Lathrobium brunripes*; Shavrin *et al.*, 2001, Proceedings of the Biology and Soil Department of the Irkutsk State University, 5: 103
- Lathrobium brunripes*; Shavrin, 2006, Biodiversity of the ecosystems of Inner Asia, 1: 199
- Lathrobium brunripes*; Shavrin, 2007a, Trudy Pribaikal'skogo natsional'nogo parka, 2: 136
- Lathrobium brunripes*; Shavrin, 2007b, Baltic Journal of Coleopterology, 7(2): 174
- Lathrobium brunripes*; Assing, 2008, Linzer Biologische Beiträge, 40(2): 1269
- Staphylinus punctatus* Geoffroy, 1785: 168
- Lathrobium punctatum*; Fauvel, 1873: 341
- Lathrobium punctatum*; J. Sahlberg, 1876, Acta Societatis pro Fauna et Flora Fennica, 1: 38
- Lathrobium punctatum*; J. Sahlberg, 1880, Kongliga Svenska Vetenskaps-Akademiens Handlingar, 17(4): 74
- Lathrobium punctatum*; Mäklin, 1881, Kongliga Svenska Vetenskaps-Akademiens Handlingar, 18(4): 13, 24
- Staphylinus dentatus* Marsham, 1802: 515
- Staphylinus fabricii* Turton, 1802: 523
- Lathrobium fuscum* Gravenhorst, 1806: 130
- Lathrobium luteipes* Fauvel, 1873: 342
- Lathrobium brunripes luteipes*; J. Sahlberg, 1899, Horae Societatis Entomologicae Rossicae, 32: 340
- Lathrobium brunripes laticolle* Machulka, 1923, Sborník entomologického oddělení Národního Musea v Praze, 1: 73
- Material. RUSSIA: CHELYABINSK AREA:** 1 female(AR): 20 km S Asha, nr Viliay, old *Quercus+Tilia* forest with *Acer* & *Ulmus*. 15.06.1991. S.Golovatch, L.Penev, A.Vasilev, *et al.* leg.—**TYUMEN AREA:** 2 females(AR): Tarko-Sale, birch forest. 23.07.1984. N.Poryadina leg.—1 female(AR): Armizonskoye, forest-steppe. 30.06.1985. N.Poryadina leg.—2 males(AR): Yarkovskiy District, 70 km S of Tobolsk, Mazurovo. Birch forest. 30.06.1982. N.Poryadina leg.—2 males, 2 females(AR): same locality and collector. 02.07.1985.—**KHANTY-MANSI AUTONOMOUS REGION:** 2 females(AR): 1 male(AR): Surgutskiy District, near Ugut, Ugutka River basin. Mosses and litter at afforested swamp with *Sphagnum* spp., *Pleurozium schreberi*, *Hylocomium splendens*, *Pinus sylvestris*, *Betula* sp., *Pinus sibirica*, *Ledum palustre*, *Oxycoccus* sp., *Rubus chamaemorus*, *Vaccinium myrtillus*, *V. vitis-idaea*, *V. uliginosum*, *Carex* sp. etc. 12.07.1998. A.B.Ryvkin leg.—Surgutskiy District, near Ugut, Ugutka River. Steep river bank: drift with pine needles, bark of trees, withered grass, silt, etc. 04.07.1998. A.B.Ryvkin leg.—1 male(AR): Surgutskiy District, Yuganskiy Nature Reserve, Nyogus'yakh River, Bisarkina cordon. Parching rill near cordon: mosses and litter in rill-bed and on banks (*Abies sibirica*, *Picea obovata*, *Salix* sp., *Padus* sp., *Betula* sp., *Populus tremula*, *Linnaea borealis*, *Trientalis europaea*, *Oxalis acetosella*, *Polytrichum commune*, *Carex* spp., *Equisetum sylvaticum*, *Sphagnum* ? *riparium*, *Sph.* ? *girgensohnii* etc.). 22.07.1998. A.B.Ryvkin leg.—1 female(AR): same locality and collector. Mosses and litter at forest lake shore: *Carex* spp., *Filipendula ulmaria*, Poaceae gen. sp., *Equisetum* spp., ferns, *Plagiomnium* sp., *Climacium dendroides*, *Sphagnum squarrosum*, *Tomenthypnum* sp. etc. 26.07.1998.—1 female(AR): same locality and collector. Tussocks with *Carex* spp., Poaceae gen. sp., *Filipendula ulmaria*, *Plagiomnium* sp., *Tomenthypnum* sp. etc. at flood-plain lake shore. 30.07.1998.—3 females(AR): same locality and collector. Parching rill near cordon: mosses and litter in rill-bed and by banks (*Carex* spp., *Equisetum sylvaticum*, *Sphagnum* ? *riparium*, *Sph.* ? *girgensohnii*, *Polytrichum commune*, *Filipendula ulmaria*, Poaceae gen. sp., *Veratrum*

sp., *Linnaea borealis*, *Maianthemum bifolium*, *Trientalis europaea*, *Tomenthypnum* sp., *Plagiomnium* sp. etc.). 31.07.1998.—1 male(AR): Surgutskiy District, Yuganskiy Nature Reserve, Nyogus'yakh River basin, forest road, 3 km ENE of Bisarkina cordon. Moss and litter in forest with *Picea obovata*, *Pinus sibirica*, *P. sylvestris*, *Betula* sp., *Equisetum pratense*, *Eq. sylvaticum*, *Pleurozium schreberi*, *Hylocomium splendens*, *Vaccinium myrtillus*, *V. vitis-idaea*, *Sphagnum russowii* (here and there). 28.07.1998. A.B.Ryvkin leg.—1 male(AR): Surgutskiy District, Yuganskiy Nature Reserve, near Vuya-Yany River mouth. Moss and litter on hummocks at bank of old channel with *Carex* spp., *Comarum palustre*, *Filipendula ulmaria*, Poaceae gen. sp., *Plagiomnium* sp. etc. 12.08.1998. A.B.Ryvkin leg.—1 female(AR): same locality, date and collector. Mosses and litter under *Pinus sibirica*, *Picea obovata*, *Abies sibirica*, *Betula* sp. with *Maianthemum bifolium*, *Trientalis europaea*, *Vaccinium vitis-idaea*, *Pleurozium schreberi*, *Climacium dendroides* etc.—2 males, 1 female(AR): same locality and collector, moss and litter in flood-plain forest with *Abies sibirica*, *Picea obovata*, *Betula* sp., *Pinus sibirica*, *Sorbus sibirica*, *Vaccinium vitis-idaea*, *Equisetum sylvaticum*, *Eq. pratense*, *Hylocomium splendens*, *Pleurozium schreberi*, *Polytrichum commune*, *Ptilium crista-castrensis*, *Climacium dendroides*, *Maianthemum bifolium*, *Trientalis europaea*, *Veratrum* sp., etc. 15.08.1998.—1 female(AR): Surgutskiy District, Yuganskiy Nature Reserve, Malyi Yugan River basin, Koimlor Lake. Mosses and litter at lake shore and under pines: *Sphagnum* spp., *Vaccinium uliginosum*, *V. vitis-idaea*, *Ledum*, *Chamaedaphne calyculata*, *Andromeda polifolia*, etc. 10.08.1998. A.B.Ryvkin leg.—**ALTAI TERRITORY**: 3 females(AR): Altai Mts., Chelyush. 17.06.1987. V.V.Belov leg.—2 males, 2 females(AR): Altaiskiy Nature Reserve, Teletskoye Lake, Chiri cordon. 14–20.06.1987. V.V.Belov leg.—1 male(AR): Altaiskiy Nature Reserve, Teletskoye Lake, Atkichu River bank, shingle bed. 10.07.2002. A.V.Matalin, S.S.Demidov leg.—**KEMEROVO AREA**: 1 female(AVSh): Berikul'. 08–16.08.1980. V.G.Shilenkov leg. ['*Lathrobium brunnipes* (F.) V.I.Gusarov det. 1997']—**KRASNOYARSK**

TERRITORY: 1 male(AR): Turukhanskiy District, Yeloguy Refuge, Yeloguy River 6 km below Tyna River mouth, sandy-argillaceous bank of rill with *Carex* spp. and *Sphagnum* sp.: in litter, dry sedge debris and moss. 21.07.1992. V.B.Semenov leg.—1 male(AR): 1 female(AR): same locality and collector, *Sphagnum* spp., *Vaccinium uliginosum*, yernik, *Oxycoccus* sp., *Empetrum nigrum*, *Rubus chamaemorus*, *Ledum palustre*, *Pinus sylvestris*. 23.07.1992.—1 male(AR): same locality and collector, in mosses and litter on swamped rill bank with *Betula* sp., *Alnus* sp., *Sphagnum* sp. 24.07.1992.—1 male(AR): same locality and collector, in litter on swamped shore of forest lake with *Filipendula ulmaria*, *Ribes nigrum*, *Alnus* sp., *Betula* sp. 27.07.1992.—1 male(AR): Turukhanskiy District, Yeloguy River, 3 km upstream of Kellog River mouth, *Pinus sylvestris*, *Picea obovata*, *Betula* sp., dwarf birch (yernik), *Ledum palustre*, *Andromeda polifolia*, *Carex* sp., *Sphagnum* spp. 03.09.1993. V.B.Semenov leg.—1 male(AR): Turukhanskiy District, Yeloguy River, 35 km below Kellog, 5 km below Kushnya River mouth, *Pinus sylvestris*, *Betula* ? *nana*, *Ledum palustre*, *Andromeda polifolia*, *Oxycoccus* sp., *Carex* sp., *Sphagnum* spp. 10–11.09.1993. V.B.Semenov leg.—1 female(AR): Turukhanskiy District, Yeloguy River, 35 km below Kellog, 5 km below Kushnya River mouth, sandy river bank, under mosses among bushes of *Salix* sp. 12.09.1993. V.B.Semenov leg.—1 male(AR): Turukhanskiy District, Yeloguy River basin, 65 km below Kellog, Sigovaya River near mouth, bank of rill with *Alnus* sp., *Salix* sp., *Abies sibirica*, *Carex* spp., *Sphagnum* spp. 21.09.1993. V.B.Semenov leg.—1 female(AR): Turukhanskiy District, Yeloguy River 125 km below Kellog, 15 km below Altus River mouth, 35 m a.s.l., in willow leaf litter and under mosses at dried old channel with *Salix* sp., *Carex* sp., mosses. 27.09.1993. V.B.Semenov leg.—2 males, 3 females(AR): Turukhanskiy District, Nizhnyaya Sarchikha River near Kamenka River mouth, 150 m a.s.l., on tussocks with *Carex* sp., *Sphagnum* sp., *Polytrichum strictum*, *P. commune* in swampy forest with *Betula* sp., *Larix sibirica*, *Pinus sibirica*, *Salix* sp., undergrowth of *Abies sibirica*. 11.07.1992. V.B.Semenov leg.—3 males, 9 females(AR): Turukhanskiy District, upper reaches of Nizhnyaya Lebedyanka River, river

bank with forbs (*Urtica* sp., *Trollius asiaticus*, *Caltha palustris*, *Filipendula ulmaria*): dead grass, mosses and birch-spruce litter. 18.06.1992. V.B.Semenov leg.—1 female(AR): same locality and collector, mosses and litter in forest with *Pinus sibirica*, *Abies sibirica*, admixture of *Betula* sp., *Hylocomium splendens*, *Pleurozium schreberi*, *Polytrichum commune*. 19.06.1992.—7 males, 5 females(AR): same locality and collector, in *Sphagnum* spp. on swamp with *Betula* sp., *Abies sibirica*, *Pinus sibirica*, *Oxycoccus* sp., *Ledum palustre*, *Vaccinium uliginosum*. 19–20.06.1992.—1 male(AR): same locality and collector, on tussocks with last year's grass in swampy forest with *Betula* sp., *Abies sibirica*, undergrowth of *Pinus sibirica*, *Picea obovata* and *Larix sibirica*. 25.06.1992.—1 female(AR): Turukhanskiy District, right side of Yenisei River 15 km S Komsa, near cordon at S border of Central Siberian Biosphere Reserve, 40 m a.s.l., mosses and litter at swampy bald mountain slope with *Carex* spp., Poaceae gen. spp., ferns etc. 09.08.1988. A.B.Ryvkin leg.—1 female(AR): Turukhanskiy District, near Bor, 40 m a.s.l., in leaf litter on bottom of dried lake channel with *Rosa* sp., *Padus* sp., *Ribes* sp. in forest with *Picea obovata*, *Pinus sylvestris*, *P. sibirica*, *Betula pendula*, *Abies sibirica*, *Larix sibirica*. 13.06.1993. V.B.Semenov leg.—1 male(AR): Turukhanskiy District, Kamennyi Dubches River 3 km below Teulches River mouth, under mosses in forest with *Pinus sibirica*, *Larix sibirica*, *Abies sibirica*, *Betula* sp., *Vaccinium vitis-idaea*, *Vaccinium myrtillus*, *Hylocomium splendens*, *Pleurozium schreberi*, *Cladonia* spp. 18.09.1992. V.B.Semenov leg.—1 female(AR): Turukhanskiy District, Kamennyi Dubches River, 60 km below Teulches River mouth, near hut, 150 m a.s.l., lake connected with the river through a rill, with *Нarex* tussocks, *Filipendula* sp., *Sphagnum* spp., *Mnium* sp., and in willow litter. 22.09.1992. V.B.Semenov leg.—1 male(AR): Turukhanskiy District, Bakhta River basin: near Keteollo Lake, 330 m a.s.l., among *Carex* spp., Poaceae gen. spp. etc. with hydrophilous mosses on rill sides near foot of rocky slope. 20.08.1992. A.B.Ryvkin leg.—3 females(AR): Turukhanskiy District, Central Siberian Biosphere Reserve, Bol'shaya Varlamovka River basin, middle reaches of Bol'shaya Raskosaya River, drift of straw and needles at river bank. 23.05.1992. V.B.Semenov leg.—1 male, 4 females(AR): same locality and collector, swamp with *Sphagnum* spp., *Oxycoccus* sp., *Betula ? nana*, dead grass. 23–24.05.1992.—1 male(AR): same locality and collector, *Pleurozium schreberi*, *Hylocomium splendens* etc. in forest with *Picea obovata*, *Betula* sp., *Pinus sibirica*, *Abies sibirica*, *Juniperus* sp., *Larix sibirica*, *Vaccinium vitis-idaea* and *Vaccinium myrtillus*. 24.05.1992.—2 males(AR): same locality and collector, edge of swamp with *Sphagnum* spp., *Pleurozium schreberi* and *Hylocomium splendens* among *Picea obovata* and *Betula* sp. 25.05.1992.—3 males, 5 females(AR): same locality and collector, in *Polytrichum commune*, *Hylocomium splendens*, *Pleurozium schreberi*, as well as in birch leaf litter in forest with *Betula* sp., *Abies sibirica*, old trees of *Pinus sibirica*, undergrowth of *Picea obovata*, *Vaccinium vitis-idaea*, *Vaccinium myrtillus*, *Empetrum* sp. 27.05.1992.—1 female(AR): Beryozovskiy District, left confluent of Yenisei River, near Divnogorsk, litter in forest with *Betula* sp. and *Pinus sibirica* on slope. 01.06.1988. A.B.Ryvkin leg.—1 female(AR): 'Stolby' Nature Reserve, Bazayskoye Forestry, Bazaikha River, 1 km below Synzhul cordon, mosses, litter, drift, shingles among Poaceae gen. spp., *Carex* spp., *Filipendula ulmaria*, *Padus* sp., *Salix* spp. at banks of river and its channel. 14.08.1994. A.B.Ryvkin leg.—1 male(AR): 'Stolby' Nature Reserve, Bazayskoye Forestry, Bol'shoy Synzhul Rill 2 km up-stream of mouth, mosses and litter in flood-plain and at rill bank. 15.08.1994. A.B.Ryvkin leg.—1 female(AR): Sayanskiy District, East Sayan Mts, Idar Mt. Ridge, Kerzha River. Flood plain: mosses in swampy depression with *Sphagnum squarrosum*, *Plagiomnium* spp., *Filipendula ulmaria*, *Comarum palustre*, sparse Poaceae gen. sp. and *Carex* sp. 29.07.1993. A.B.Ryvkin leg.—**EVENKIA AUTONOMOUS REGION:** 1 female(AR): Baykitskiy District, Central Siberian Biosphere Reserve, Stolbovaya River basin: Birapchana River, 5 km below confluence of Levaya Birapchana and Pravaya Birapchana rivers, 480 m a.s.l., stony slope with small rills: *?Heracleum* sp., Poaceae gen. spp., *Carex* spp., mosses etc. 03.07.1989. A.B.Ryvkin leg.—1 male(AR): Central Siberian Biosphere Reserve,

Stolbovaya River basin: lower reaches of Birapchana River near mouth of Kruten'kiy Stream, 110 m a.s.l., loamy river bank with *Salix* sp., dead Poaceae gen. spp. etc., in drift. 23.06.1993. V.B.Semenov leg.—1 female(AR): same locality and collector, 120–140 m a.s.l., litter and moss on slope with *Picea obovata*, *Betula* sp., *Juniperus* sp., *Vaccinium uliginosum*, *V. vitis-idaea*, *V. myrtillus*, *Empetrum nigrum*, *Hylocomium splendens*, etc. 29.06.1993. V.B.Semenov leg.—1 male(AR): Central Siberian Biosphere Reserve, Stolbovaya River: 6 km below mouth of Malaya Dulkuma River, 70 m a.s.l., litter, withered grass, and moss on loamy bank of rill with *Padus* sp., *Ribes* sp., Poaceae gen. sp., *Mnium* sp. 05.07.1993. V.B.Semenov leg.—1 female(AR): Baykitskiy District, Bol'shoy Baykitik River, 1–3 km up-stream of Baykit, 150 m a.s.l., mosses at stony river bank. 21.09.1993. A.B.Ryvkin leg.—1 male(AR): Baykitskiy District, Bol'shoy Baykitik River, 3 km up-stream of Baykit, 160–170 m a.s.l., river bank with hummocks: mosses, litter and drift among *Salix* spp., *Alnus* sp., *Betula ? fruticosa* [= *divaricata*] with *Calamagrostis* sp., *Carex* spp., *Filipendula ulmaria*, *Equisetum* sp. etc. at bottom of stony slope. 26.09.1993. A.B.Ryvkin leg.—**KHAKASSIA REPUBLIC**: 1 male, 1 female(AR): Tashtypski District, near Abaza, Abaza–Ak-Dovurak road, canyon of Abakan River confluent, 650 m a.s.l., mosses and litter under *Pinus sibirica*, *Larix sibirica*, *Abies sibirica*, etc. 16.06.1990. A.B.Ryvkin leg.—**TUVA REPUBLIC**: 2 females(AR): Tadjenskiy District, upper reaches of Bol'shoy Yenisey (Biy-Khem) River basin: Serlig-Khem River near mouth, 1030 m a.s.l., mosses and litter in forest at swampy bank of a rill: *Carex* spp., Poaceae gen. sp., *Betula* sp., *Picea obovata*, etc. 16.06.1992. A.B.Ryvkin leg.—1 female(AR): same locality, date and collector, mosses and litter in flood-plain forest with *Picea obovata*, *Larix sibirica*, *Pinus sibirica*, *Betula* sp., *Pleurozium schreberi*, *Hylocomium splendens*, etc.—**IRKUTSK AREA**: 1 male(AVSh): Tayshetskiy District, 3 km N of Akul'shet. 03.07.1999. A.Shavrin leg. ['*Lathrobium brunripes* F. Shavrin det. 99']—6 males, 11 females(AVSh): Tayshetskiy District, Biryusa River valley near Patrikha. 24.06.1998. A.Shavrin leg. ['*Lathrobium brunripes* F.']—3 males, 2 females(AVSh): Nizhneudinskiy District, Ryabinoyi (uninhabited), 1000 m a.s.l. 25–26.06.1998. A.Shavrin leg.—1 female(AVSh): Nizhneudinskiy District, 5 km S of Vodopadnyi. 22–23.06.1998. A.Shavrin leg. ['*Lathrobium* (s.str.) *geminum* Kr. det. Shavrin A. 99']—2 females(AVSh): Nizhneudinskiy District, Uda River valley, 5 km S of Vodopadnyi. 04–05.07.1999. A.Shavrin leg. ['*Lathrobium brunripes*']—1 female(AVSh): Nizhneudinskiy District, Yaga River valley, 2 km E of Yaga. 30.06.1999. A.Shavrin leg. ['*Lathrobium brunripes*']—1 female(AVSh): Nizhneudinskiy Distr., 70 km NW of Trud. 28.06.1999. A.Shavrin leg. ['*Lathrobium brunripes*']—2 females(AVSh): Ziminskiy District, 3 km SE of Pereyezd, Oka River valley. 20–21.06.1998. A.Shavrin leg.—1 female(AVSh): Cheremkhovskiy District, Sredniy Bulay. 01.07.2006. A.V.Shavrin leg.—1 male, 1 female(AR): Zhigalovskiy District, interflow of Chichapta River and Orlinga River (right confluents of Lena River), h=700 m. 26.08.2002. M.B.Mostovskiy leg.—4 males, 6 females(AVSh): NE of Shumilovo, N 56°02.969' E 103°17.437', 493 m a.s.l., *Abies sibirica* & *Pinus sibirica* forest with *Milium effusum*. 24–25.06.2008. A.Shavrin & I.Enushchenko leg.—1 male, 1 female(AVSh): Shumilovo. 24.07.2008. A.Shavrin & I.Enushchenko leg.—1 female(AVSh): Ust'-Kutskiy District, Yarakta. 10.08.2008. A.Shavrin & I.Enushchenko leg.—2 males(AVSh): 18th km of Ust'-Kut-Magistral'nyi road, right side of Lena River, N 56°38.375' E 106°03.572', 391 m a.s.l., forest with *Pinus sylvestris*, *Larix gmelinii*, *Betula* sp. at foot of slope and aspen forest with osier-bed. 26–28.07.2008. A.Shavrin & I.Enushchenko leg.—1 male, 1 female(AVSh): right side of Nizhnyaya Tunguska River near mouth of Yuktakon River, 2 km below Yerbogachen, swampy side of flood-plain lake with *Carex acuta*, *C. rostrata*, *Acorus calamus* (about 400 m off Nizhnyaya Tunguska River). 18, 26.08.2008. A.Shavrin & I.Enushchenko leg.—2 males, 2 females(AVSh): 15th km of Kirensk-Podvoloshino road, left side of Lena River, N 57°49.309' E 108°17.019, 252 m a.s.l., flood-plain meadow with *Bromopsis inermis* & *B. sibirica*, and sedgy bottom of dried ephemeral reservoir at flood-plain meadow near edge of spruce-birch forest. 04–09.08.2008. A.Shavrin & I.Enushchenko leg.—1 male, 1 female(AVSh):

- Kazachinsko-Lenskiy District, Yukhta. 06–11.06.2007. E.V.Tolstonogova leg.—1 male(AVSh): Vitimskiy Nature Reserve, Oron Lake, mouth of Labaznyi Stream, Oron cordon. 27–30.07.2000. A.V.Shavrin leg. [*'Lathrobium brunripes* F. A.V.Shavrin det. 2000']—1 female(AVSh): Talzy, Angara River valley. 01.10.2006. A.V.Shavrin leg.—1 male, 1 female(AVSh): Irkutsk. 28.06.2006. A.V.Shavrin leg.—1 male(AVSh): near Irkutsk, 17th km by [...]. 07.07.1994. A.Shavrin leg.—1 male(AVSh): near Irkutsk, Dzerzhinsk. 18–20.04.2007. D.Fominykh leg.—1 female(AVSh): Shelekhov, 02.06.1998. A.Shavrin leg.—1 female(AVSh): [Shelekhovskiy District] Orlyonok station. 30.04.1999. A.Shavrin leg. [*'Lathrobium brunripes* F.']—1 female(AVSh): Shelekhov. [...] plant debris. 16.05.1992. A.Shavrin leg.—1 male(AVSh): Shelekhov. 01.05.1993. A.Shavrin leg.—2 males(AVSh): [Shelekhovskiy District] Orlyonok, Ol'kha River valley. 05.06.2006. A.Shavrin leg.—1 male(AVSh): Shelekhovskiy District, Orlyonok, Olkha River valley. 02.08.2005. A.Shavrin leg. [*'Lathrobium brunripes* F. '']—1 female(AVSh): Khamar-Daban Mt. Ridge, upper reaches of Slyudyanka River valley. 15–16.06.2008. A.Shavrin leg.—1 female(AVSh): Baikal Lake, Tyomnaya. 01.05.1996. A.Shavrin leg. [*'Lathrobium brunripes* F. Shavrin det. 97']—1 female(AVSh): S Baikal, Verbnyi st., Kultuchnaya River valley. 18.06.2006. A.V.Shavrin leg.—1 female(AVSh): Olkha River valley, Olkha. 15.09.2006. A.V.Shavrin leg. [*'Lathrobium ? elongatum* Shavrin A. det. 2006']—2 females(AVSh): Khamar-Daban Mts., Burovshchina. 17.06.2006. A.V.Shavrin leg.—1 male(AVSh): Khamar-Daban Mts., Babkha River valley. 08–14.05.1999. A.V.Shavrin leg.—1 male(AVSh): Khamar-Daban Mts., middle reaches of Babkha River. 10–12.05.1999. A.V.Shavrin leg. [*'Lathrobium brunripes* F.']—1 female(AVSh): Khamar-Daban Mts., middle reaches of Babkha River. 27.06.2006. A.V.Shavrin leg.—1 female(AVSh): Khamar-Daban Mts., valley of Kharlakhta River. 17–18.06.200[?]. A.V.Shavrin leg.—1 male(AVSh): Baikal Lake, Marituy. 20–24.07.1994. A.Shavrin leg.—**BURYATIA REPUBLIC**: 2 males(AVSh): Tunkinskaya valley, Malyy Zanginsan River. 24.08.2007. A.V.Shavrin leg. [*'Lathrobium brunnescens* Shavrin A. det. 2007']—1 male, 1 female(AVSh): Khamar-Daban Mts, Tankhoy, Osinovka River. 24.07.1995. A.Shavrin leg. [*'Lathrobium brunripes* (F.) V.I.Gusarov det. 1997']—5 males, 5 females(AVSh): Khamar-Daban Mt Ridge, Snezhnaya River valley. 05–08.06.2007. A.Shavrin leg.—1 male, 1 female(AVSh): Khamar-Daban Mt Ridge, Snezhnaya River valley. 19–25.05.1997. A.Shavrin leg.—1 female(AVSh): Khamar-Daban Mt. Ridge, Komarinskiy Mt. Ridge, Podkomarnaya River valley. 16.06.2008. A.Shavrin leg.—2 males, 5 females(AVSh): Khamar-Daban Mt Ridge, 25 km S of Babushkin. 20.09.2005. A.V.Shavrin leg. [*'Lathrobium brunripes* F. Shavrin A. det. 200[?]'']—4 males, 3 females(AVSh): Khamar-Daban Mt Ridge, upper reaches of Talzinka River (confluent of Snezhnaya River). 05–08.06.2007. A.Shavrin leg. [*'Lathrobium brunripes* F. Shavrin A. det. 2007']—1 male(AVSh): Khamar-Daban Mts., mouth of Vydrinaya River. 13.08.2006. A.V.Shavrin leg.—2 males(AVSh): Khamar-Daban Mts., Tayozhnyi. 15–16.08.2006. A.V.Shavrin leg.—1 female(AVSh): Selenginskiy District, Temnik River valley. 16–17.08.2006. A.V.Shavrin leg.—1 male(AVSh): 3 km NE of Ilyinka, bank of Selenga River. 14.08.1997. A.Shavrin leg. [*'Lathrobium brunripes* F. Shavrin det. 97']—1 male(AVSh): 5 km N of Mostovka, bank of Selenga River. 31.07–01.08.1997. A.Shavrin leg.—1 male(AVSh): Ilyinka, bank of Selenga River. 01.08.1997. A.Shavrin leg.—**TCHITA AREA**: 1 female(AVSh): Krasno-Chikoyskiy District, 42 km W of Yamarovka (Mogzon). 24.08.1998. A.Shavrin leg. [*'Lathrobium brunripes* F.']—**AMUR AREA**: 1 female(AR): near Zeya Town, Soltakhan Mt. Ridge. 17.07.1978. S.A.Kurbatov leg.—1 female(AR): Mazanovskiy District, Nora River mouth, 205 m a.s.l., mosses, leaf litter, plant debris by the side of flood-plain small lake: *Carex* spp., *Filipendula palmata*, Poaceae gen. spp., Fabaceae gen. spp., *Spiraea* spp., *Rosa* sp., etc. 04.08.2006. E.M.Veselova & A.B.Ryvkin leg.—**KHABAROVSK TERRITORY**: 1 male, 1 female(AR): Verkhnebureinskiy District, Niman River basin, Pavlovskiy stream, 1035 m a.s.l., under and among stones with partly silted organic drift and undergrowth of *Salix* sp. 18.08.2008. A.B.Ryvkin leg.—2 females(AR): Verkhnebureinskiy District, Dublikanskiy Nature Refuge, right side of

Dublikan River, 1 km below cordon, 330 m a.s.l., mosses and litter in flood-plain forest with *Ulmus* spp., *Picea ajanensis*, *Abies nephrolepis*, *Populus* sp., *Acer ukurunduense*, *Swida alba*, *Padus* spp., *Betula platyphylla*, *Salix* spp., *Alnus* sp., *Duschekia* sp., *Eleutherococcus senticosus*, *Filipendula palmata*, etc. 28.08.2008. A.B.Ryvkin leg.—**JEWISH AUTONOMOUS AREA**: 1 male(AR): Obluchenskiy District, Pashkovo. 1978. S.V.Toms leg.—1 male(AR): Dichun, Amur River, 130 45' E, near Radde. 12.08.1978. V.V.Belov, S.A.Kurbatov leg.—2 females(AR): Dichun, Amur River, 130 45' E, near Radde. 17.08.1978. V.V.Belov, S.A.Kurbatov leg.—1 female(AR): Dichun, Amur River, 130 45' E, near Radde. 13.08.1978. V.V.Belov, S.A.Kurbatov leg.—**MARITIME PROVINCE**: 1 female(AVSh): S Maritime Prov., flood-plain of Poyma River. 30.07–06.08.1999. A.Anishchenko leg. [*Lathrobium brunripes* F. Shavrin A. det. 99']—1 female(AVSh): Lazovskiy District, Sokolovka. 13–17.07.2002. Yu.Sundukov leg.—**KAMCHATKA AREA**: 1 male(AR): Kozyrevsk. 20.06.1975. B.A.Korotyayev leg.—5 males, 1 female(AR): nr Paratunka, cca 30 km S of Yelizovo, *Betula* forest: in litter. 20.09.1992. S.I.Golovatch leg.—2 females(AR): Yelizovo (airport). 12–13.06.1975. B.A.Korotyayev leg. [one specimen without head and pronotum]—1 male(AR): Mil'kovo, flood-plain of Kamchatka River. 29.08.1974. B.A.Korotyayev leg. [without head, pronotum and most part of legs].

Additional material. MONGOLIA: 1 male(AR): E Aimak, Somon Sumber, Khingan Major, Bayankher Mts., in forest. 01.08.1985. K.Ulykpan leg.

I have this species in my regular collection also from **RUSSIA: KARELIA REPUBLIC** (Kivach Nature Reserve), **PERM AREA** (Predural'ye Nature Refuge), **NOVGOROD AREA** (Sokolovo ca.15 km NW of Valday), **YAROSLAVL' AREA** (Darvinskiy Nature Reserve), **MOSCOW AREA** (Pushkinskiy District, Gorenki; Solnechnogorskiy District, Peshki; Odintsovskiy District, Zhavoronki; Podolskiy District, Malinskoye Forestry; Usady), **KOSTROMA AREA** (Manturovskiy Distr., nr. Shilovo)[see Ryvkin 1984], **SAMARA (=KUYBYSHEV) AREA** (Right side of Volga River nr. Kuybyshev), **BRYANSK AREA** (25 km SW Sevsk, nr. Khinel), **N OSETIA REPUBLIC** (Tsey Canyon),

MOLDAVIA (3 km N Brichani), **AZERBAIDJAN** (Murovdag Mt. Ridge, Gyoygyol' Nature Reserve, 1900 m a.s.l.), **GEORGIA** (Mariamdjvari Nature Reserve, 1150-1250 m a.s.l.).

Remarks. One of the most common species in temperate Palaearctic, known from 'Europe, Caucasus, Siberia, Far East' (Tichomirova 1973). It seems to be absent in Mediterranean subtropics (Coiffait 1982: 'Semble manquer dans les parties chaudes de la région méditerranéenne'). The remark by Boháč (1986), who restricted the Asian distribution of *L. brunripes* to W Siberia, may be regarded as a misprint. Within the region under discussion, the species has been reported for Altai (Gebler 1830, 1848; Babenko, 1981), Tyumen Area and Tomsk Area (J.Sahlberg 1880), Krasnoyarsk Territory (J.Sahlberg 1880; Mäklin 1881; Veselova & Ryvkin 1991), Irkutsk Area (Eppelsheim 1893; Poppius 1909; Shavrin 2001, 2007a; Shavrin *et. al.* 2001), Buryatia (Shavrin 1998; Shavrin *et. al.* 1999), Magadan Area: N Cisokhotia (Ryabukhin 1999), Maritime Province (Kryzhanovskiy *et al.* 1973). The material listed above makes it possible to register the species for some additional territories for the first time. The remark by Tichomirova (1982) concerning the bionomics of *L. brunripes* is generally confirmed by our data: this species really seems to be a quantitative indicator of mesotrophic hydroseries in plant succession systems. To my knowledge, it is much more rare in occurrence in the Far East than in other territories of Eastern Palaearctic. Though the species is one of the northernmost representatives of the genus, it is unlikely to be distributed in spacious areas of the northern taiga and tundra, from the Yamal Peninsula to the internal territories of Magadan Area, being replaced there with numerous small members of the *sibiricum* group.

Lathrobium (s.str.) *dignum* Sharp, 1874

Lathrobium digne Sharp, 1874, The Transactions of the Royal Entomological Society of London, (1): 55

Lathrobium (*Lathrobium*) *digne*; Jakobson, 1909: 492

Lathrobium (s.str.) *dignum*; Koch, 1939a, Entomologische Blätter, 35 (3): 171

Lathrobium (s.str.) *dignum*; Koch, 1939b, Mitteilungen der Münchener Entomologischen Gesellschaft, 29: 435

Lathrobium (s.str.) *dignum*; Wüsthoff, 1942, Mitteilungen der Münchener Entomologischen Gesellschaft, 32: 586

Lathrobium dignum; Tichomirova, 1968, Archives of Zoological Museum Moscow State University, 11: 198, figs.

Lathrobium dignum; Kryzhanovskiy *et al.*, 1973, Ekologiya pochvennykh bespozvonochnykh: 149

Lathrobium (s.str.) *dignum*; Tichomirova, 1973: 179

Lathrobium dignum; Kurcheva, 1977: 70

Lathrobium dignum; Li, 1992: 52

Material. **AMUR AREA:** 1 male(AR): Selemdzhinskiy District, near Selemdzhinsk, 270–280 m a.s.l., soil trap (#4). 13–18.08.1976. E.M.Veselova & A.B.Ryvkin leg. [had been identified by A.L.Tichomirova in 1977]—**KHABAROVSK TERRITORY:** 1 female(AR): Khabarovsk, airport. 06.08.1969. E.Berlov leg. [*Lathrobium ?wuesthoffi* Koch Shavrin A. det. 99']—**SAKHALIN AREA:** 1 female(AR): Sakhalin Island, Nayba River, 10 km up-stream of Bykovo. 11–13.08.1991. V.G.Grachyov, V.V.Zherikhin, V.Blagoderov, K.Yu.Eskov leg.—1 female(AR): S of Sakhalin Island, Korsakovskiy District, 2 km E of Novikovo. 04.06.1990. K.V.Makarov leg.—1 male, 1 female(AR): C Sakhalin, 7.5 km SSW of Vostochniy, Vulkanka River valley, 48°11'44"N 142°33'29"E. 17–21.07.2003. I.V.Mel'nik leg.—**MARITIME PROVINCE:** 1 male(AVSh): South Primorye [=S Maritime Province], Lazovskiy District, Lazo. 23–29.06.2006. V.Shokhrin leg.

Remarks. The species originally described from Japan, then was cited for China ([?]Koch 1939a: Karatsu; [?]J.Li 1992: Liaoning) and the Russian Far East (Koch 1939b: Ussurisk [=Maritime Prov., Ussuriysk]; Kryzhanovskiy *et al.* 1973: Maritime Prov., Khasan). Concerning the Chinese record by Koch, it seems to be doubtful because Karatsu is a city located in the Saga Prefecture on the Kyûshû Island (Japan); the name of the city can be translated as 'Chinese Port'; and no similar name has been found by me in maps of China. Though the presence of the species in China is

beyond question for general reasons, the above record by J.Li is to be verified because of a dubious quality of the publication cited. The new records above from the Amur Area, Khabarovsk Territory, and Sakhalin Area widen NW limits of the range of *L. dignum*.

***Lathrobium* (s. str.) *dimidiatipenne* Bernhauer, 1910**

Lathrobium dimidiatipenne Bernhauer, 1910, Societas Entomologica, 25: 73

Lathrobium (s.str.) *dimidiatipenne*; Bernhauer & Schubert, 1912: 258

Lathrobium (s.str.) *dimidiatipenne*; Wüsthoff, 1942, Mitteilungen der Münchener Entomologischen Gesellschaft, 32: 586

Lathrobium (s.str.) *dimidiatipenne* [? pars]; Tichomirova, 1973: 179

Lathrobium (s.str.) *dimidiatipenne*; Tichomirova, 1976, Revue d'Entomologie de l'URSS, 55(3): 611

Lathrobium dimidiatipenne [? pars]; Kurcheva, 1977: 70

Lathrobium dimidiatipenne; Bordoni, 1980, Frustula Entomologica (Nuova Serie), 2(15): 18

Lathrobium (s.str.) *dimidiatipenne*; Coiffait, 1982, Nouvelle Revue d'Entomologie. Suppl., 12(4): 367

Lathrobium dimidiatipenne; Gusarov, 1989, Vestnik Leningradskogo gosudarstvennogo universiteta, Seria 3, 1989(3) (17): 8

Lathrobium (s.str.) *dimidiatipenne*; Shavrin, 2007b, Baltic Journal of Coleopterology, 7(2): 174

Material. **ALTAI TERRITORY:** 1 female(AR): Altai Mts., Chelyush. 17.06.1987. V.V.Belov leg.—1 male(AR): Altaiskiy Nature Reserve, Teletskoye Lake, cordon Chiri. 14–20.06.1987. V.V.Belov leg.—**KRASNOYARSK TERRITORY:** 1 male, 1 female(AR): Yermakovskiy District, Sayano-Shushenskiy Biosphere Reserve, Yenisei River, Shugur cordon, 550 m a.s.l., litter near rill, among Poaceae gen. sp. etc. 21.05.1989. A.B.Ryvkin leg.—1 female(AR): Beryozovskiy District, 'Stolby' Nature Reserve, Mana River near Berly cordon, bank of rill: litter and mosses under *Alnus* sp., *Ribes* sp., *Matteuccia struthiopteris*, etc.; sedge swamps with *Filipendula* sp. etc. 20.06.1990.

A.B.Ryvkin leg.—**IRKUTSK AREA:** 1 male(AR): right side of Nizhnyaya Tunguska River near mouth of Yuktakon River, 2 km below Yerbogachen, swampy side of flood-plain lake with *Carex acuta*, *C. rostrata*, *Acorus calamus* (about 400 m off Nizhnyaya Tunguska River). 18.26.08.2008. A.Shavrin & I.Enushchenko leg.—1 male(AVSh): Irkutsk. 10.10.1969. E.Berlov leg. [*Lathrobium* (s.str.) ? *dimidiatipenne* Bh. Shavrin det. 99']—**BURYATIA REPUBLIC:** 1 male(AVSh): Tunkinskaya valley, 2 km SW Turan. 21.08.2006. A.V.Shavrin leg. [somewhat damaged by dermestids]—1 male, 1 female(AVSh): Tunkinskaya valley, Malyi Zanginsan River. 24.08.2007. A.V.Shavrin leg.—1 male(AVSh): Ilyinka, bank of Selenga River. 01.08.1997. A.Shavrin leg. [*Lathrobium* (s.str.) ? *viduum* Epp. det. Shavrin A. 99']—1 male, 1 female(AVSh): 5 km N of Mostovka, bank of Selenga River. 31.07–01.08.1997. A.Shavrin leg.

Remarks. Having been originally described from Irkutsk, *L. dimidiatipenne* is also recorded for N Anatolia (Coiffait 1982), the Donets Basin, NW Caucasus (Tichomirova 1976), and the Crimea (Gusarov 1989). Tichomirova (1976) believed the range of the species had a disjunction from the Caucasus to Eastern Siberia. I do not know any reliable specimens from territories westwards of Ural; all the specimens supposed to be *L. dimidiatipenne* were in fact either *L. tichomirovae* Coiffait, 1981 or *L. bernhaueri* Koch, 1937; the new data cited above widen the siberian range of *L. dimidiatipenne* largely westwards. I do not know this species also from the Far East; the mention by Tichomirova (1973) seems to be based on misidentification and has not been cited in the later paper (Tichomirova 1976). The citations of this record by the subsequent compilers (Kurcheva 1977; Shavrin 2007), without providing new material, are likely based on the named mistake of the previous author.

***Lathrobium* (s.str.) *elongatum* (Linné, 1767)**
(Figs. 8, 11)

Staphylinus elongatus Linné, 1767: 685
Lathrobium elongatum; Gebler, 1830: 72

Lathrobium elongatum; Gebler, 1848: 113
Lathrobium elongatum; Hochhuth, 1851, Bulletin de la Société Impériale des Naturalistes de Moscou, 24(3): 38
Lathrobium elongatum; Fauvel, 1873: 342
Lathrobium elongatum; J. Sahlberg, 1876, Acta Societatis pro Fauna et Flora Fennica, 1: 39
Lathrobium elongatum; J. Sahlberg, 1880, Kongliga Svenska Vetenskaps-Akademiens Handlingar, 17(4): 74
Lathrobium elongatum; Mäklin, 1881, Kongliga Svenska Vetenskaps-Akademiens Handlingar, 18(4): 13, 24
Lathrobium elongatum; J. Sahlberg, 1900, Acta Societatis pro Fauna et Flora Fennica, 19(4): 27
Lathrobium elongatum; Jakovlev, 1902, Memoires de la Société des Naturalistes de Jaroslaw, 1: 111
Lathrobium elongatum; Lebedev, 1906, Horae Societatis Entomologicae Rossicae, 37: 374
Lathrobium (*Lathrobium*) *elongatum*; Jakobson, 1909: 492
Lathrobium elongatum; Poppius, 1909, Öfversigt af Finska Vetenskaps-Societetens Förhandlingar, 51(A4): 22
Lathrobium elongatum; Bernhauer, 1930, Mitteilungen aus dem Zoologischen Museum in Berlin, 16: 242
Lathrobium (s.str.) *elongatum*; Koch, 1939, Mitteilungen der Münchener Entomologischen Gesellschaft, 29: 434
Lathrobium (s.str.) *elongatum*; Horion, 1965: 69
Lathrobium (s.str.) *elongatum*; Tichomirova, 1973: 178
Lathrobium elongatum; Bordoni, 1980, Frustula Entomologica (Nuova Serie), 2(15): 20
Lathrobium elongatum; Babenko, 1981, Fauna i ekologiya nazemnykh chlenistonogikh Sibiri: 24
Lathrobium (s.str.) *elongatum*; Coiffait, 1982, Nouvelle Revue d'Entomologie. Suppl., 12(4): 358
Lathrobium elongatum; Tichomirova, 1982, Pochvennyie bespozvonochnyie Moskovskoy oblasti: 215
Lathrobium elongatum; Babenko, 1982, Poleznye i vrednye nasekomyie Sibiri: 56
Lathrobium elongatum; Ryvkin, 1984, Zhivotnyi mir yuzhnoy taygi: 123
Lathrobium (s.str.) *elongatum*; Boháč, 1986, Acta entomologica bohemoslovaca, 83: 379

Lathrobium elongatum; Shavrin, 1998, Entomological problems of Baikalian Siberia: 84
Lathrobium elongatum; Shavrin, 2001, Proceedings of the Biology and Soil Department of the Irkutsk State University, 5: 86

Lathrobium elongatum; Shavrin, 2006, Biodiversity of the ecosystems of Inner Asia, 1: 199

Lathrobium (s.str.) *elongatum*; Shavrin, 2007b, Baltic Journal of Coleopterology, 7(2): 174

Lathrobium ochraceum Stephens, 1833: 268

Lathrobium elongatum fraudulentum Ganglbauer, 1895: 510

Lathrobium banghaasi Bernhauer, 1901, Deutsche Entomologische Zeitschrift, 1901 (2): 243

Lathrobium elongatum nigrum Joy, 1906, The Entomologist's Monthly Magazine, 17(42): 271

Material. KHANTY-MANSI AUTONOMOUS REGION:

1 female(AR): Surgutskiy District, near Ugut, Ugutka River. Banks of old river channels: silt, sand, drift, withered *Polytrichum* sp. etc. 11.07.1998. A.B.Ryvkin leg.—**ALTAI TERRITORY:**

1 female(AR): Altaiskiy Nature Reserve, Teletskoye Lake, Oyer River bank, swampy meadow. 12.07.2002. A.V.Matalin, S.S.Demidov leg.—**KRASNOYARSK TERRITORY:** 1 female(AR):

Turukhanskiy District, Yeloguy River, 40 km up-stream of Kellog, 15 km up-stream of Kepches River mouth, litter under *Salix* spp. near border of sedge bog. 01.09.1993. V.B.Semenov leg.—1

male(AR): Krasnoyarsk Territory, Turukhanskiy District, Yeloguy River, 30 km below Kellog, Kushnya River mouth, moss and litter at bottom of parched rill with *Betula* sp., *Salix* sp., *Padus* sp., *Mnium* sp. 07.09.1993. V.B.Semenov leg.—2

males(AR): Turukhanskiy District, Yeloguy River 125 km below Kellog, 15 km below Altus River mouth, 35 m a.s.l., in willow leaf litter and under mosses at dried old channel with *Salix* sp., *Carex* sp., mosses. 27.09.1993. V.B.Semenov leg.—1

male(AR): Turukhanskiy District, Central Siberian Biosphere Reserve, environs of Komsa, 40 m a.s.l., sedge-graminoid tussock bogs. 19.06.1988. A.B.Ryvkin leg.—1 male(AR): same locality and

collector, swamp with sedges and Poaceae with *Comarum palustre* and *Salix* spp. (He+Hm). 08.08.1988.—**IRKUTSK AREA:** 4 males, 10 females(AVSh): 15th km of Kirensk-Podvoloshino

road, left side of Lena River, N 57°49.309' E 108°17.019, 252 m a.s.l., flood-plain meadow with *Bromopsis inermis* & *B. sibirica*, and sedge bottom of dried ephemeral reservoir at flood-plain meadow near edge of spruce-birch forest. 04–09.08.2008. A.Shavrin & I.Enushchenko leg.

I have the species in my regular collection also from **RUSSIA: TVER (=KALININ) AREA** (Dubniki ca.16 km NNE Udomlya), **MOSCOW AREA** (Pushkinskiy District, Gorenki; Istrinskiy District, nr. Pavlovskaya Sloboda), **KOSTROMA AREA** (Manturovskiy District, nr. Shilovo)[see Ryvkin 1984], **SAMARA (=KUYBYSHEV) AREA** (left side of Chapayevka River, 20 km below Chapayevsk), **MOLDAVIA** (Kagul District: Roshu).

Remarks. The type species of the genus, widely distributed in temperate Palaearctic, known from 'C & N Europe, Middle Asia, Siberia' (Tichomirova 1973), but seems to be absent in Mediterranean subtropics (Coiffait 1982: 'semble manquer dans les parties le plus chaudes de la zone méditerranéenne'). *L. elongatum* has been reported in Siberia for Altai (Gebler 1830, 1848; Babenko, 1981), Tyumen Area, Omsk Area, Novosibirsk Area (J.Sahlberg 1880), Krasnoyarsk Territory (J.Sahlberg 1880; Mäklin 1881), Irkutsk Area (Poppius 1909; Shavrin 1998, 2001), Buryatia (Shavrin 1998), Yakutia (Poppius 1909). Mäklin (l.c.) considered Gebler's Altai records of *L. elongatum* to be in fact *L. boreale* Hochhuth, 1851, but the material provided herein removes all doubts in the presense of the former in that region. In the same way, all the available specimens, identified earlier as *L. elongatum*, from Shavrin's collection prove to belong to other species, but the good new series cited above makes it possible to confirm occurrence of *L. elongatum* in the Irkutsk Area. The data provided refute the assertion concerning transpalaearctic distribution of the species (Boháč 1986) since no records are known eastwards off the line Baikal to the Aldan River mouth.

Basing on both my data (Ryvkin 1984) and studies by Tichomirova (1982 etc.), the species can be regarded as an inhabitant of the earlier stages of eutrophic and, to a lesser extent, mesotrophic hydroseries in plant succession systems.

***Lathrobium* (s.str.) *flavipes* Hochhuth, 1851**

Lathrobium flavipes Hochhuth, 1851, Bulletin de la Société Impériale des Naturalistes de Moscou, 24(3): 48

Lathrobium (s.str.) *flavipes*; Czwalina, 1888, Deutsche Entomologische Zeitschrift, 32(2): 343

Lathrobium (*Lathrobium*) *flavipes*; Jakobson, 1909: 493

Lathrobium flavipes; Poppius, 1909, Öfversigt af Finska Vetenskaps-Societetens Förhandlingar, 51(A4): 22

Lathrobium (s.str.) *flavipes*; Tichomirova, 1968, Archives of Zoological Museum Moscow State University, 11: 200

Lathrobium (s.str.) *flavipes*; Tichomirova, 1973: 179

Lathrobium (s.str.) *flavipes*; Coiffait, 1982, Nouvelle Revue d'Entomologie. Suppl., 12(4): 374

Lathrobium flavipes; Ryvkin, 1989, Zoologicheskij zhurnal, 68(7): 81

Lathrobium flavipes; Assing, 2008, Linzer Biologische Beiträge, 40(2): 1270

Lathrobium (s.str.) *flavipes fallax* Czwalina, 1888, Deutsche Entomologische Zeitschrift, 32(2): 343

Lathrobium (s.str.) *incertum* Coiffait, 1967, Bulletin de la Société d'Histoire Naturelle de Toulouse, 103: 356

Lathrobium (s.str.) *incertum*; Coiffait, 1982, Nouvelle Revue d'Entomologie. Suppl., 12(4): 375

Material. YAKUTIA REPUBLIC: 1 male, 1 female (AVSh): Vilyui River, Nyurba, in soil under *Elymus* sp. with damaged ears. 07.09.1987. Kaymuk leg. [*Lathrobium flavipes* Hoch. A.V.Shavrin det. 2000*].

I have this species in my collection also from **RUSSIA: SAMARA (=KUYBYSHEV) AREA** (Neftegorskiy District, Samara River), **VOLGOGRAD AREA** (Volgograd. Irrigation; N of Kalach-na-Donu).

Remarks. The species has been originally described from E Siberia and later reported for European Russia (Samara) as a new variety (Czwalina 1888). Tichomirova (1968) redescribed *L. flavipes*, illustrated for the first time both male and female sexual characters of the species, and provided records for N Volga region as well as for the Tambov Area (Michurinsk). In my old

paper (Ryvkin 1989), I have cited the male specimen, identified by me as *L. flavipes*, from Motschulsky collection (ZMMU): “6. VerhnjeUdinsk” [=Buryatia, Ulan-Ude]. Coiffait (1967) had described *L. incertum* from Altai (Chuya River basin) and figured aedeagus of the *L. flavipes* male from Astrakhan (Coiffait 1982). Assing (2008) has found *L. incertum* Coiffait to be a synonym of *L. flavipes* Hochhuth and ‘first recorded’ the latter again, after Czwalina and Tichomirova, for the Russian Central European territory.

***Lathrobium* (s.str.) *fovulum* Stephens, 1833**

Lathrobium fovulum Stephens, 1833: 270

Lathrobium fovulum; J. Sahlberg, 1880, Kongliga Svenska Vetenskaps-Akademiens Handlingar, 17(4): 74

Lathrobium (s.str.) *fovulum*; Czwalina, 1888, Deutsche Entomologische Zeitschrift, 32(2): 346

Lathrobium fovulum; J. Sahlberg, 1900, Acta Societatis pro Fauna et Flora Fennica, 19(4): 27

Lathrobium fovulum; Jakovlev, 1902, Memoires de la Société des Naturalistes de Jaroslaw, 1: 111

Lathrobium (*Lathrobium*) *fovulum*; Jakobson, 1909: 493

Lathrobium (s.str.) *fovulum*; Horion, 1965: 71

Lathrobium fovulum; Tichomirova, 1968, Archives of Zoological Museum Moscow State University, 11: 202

Lathrobium (s.str.) *fovulum*; Tichomirova, 1973: 179

Lathrobium fovulum; Bordoni, 1980, Frustula Entomologica (Nuova Serie), 2(15): 20

Lathrobium (s.str.) *fovulum*; Coiffait, 1982, Nouvelle Revue d'Entomologie. Suppl., 12(4): 376

Lathrobium fovulum; Tichomirova, 1982, Pochvennyie bespozvonochnyie Moskovskoy oblasti: 215

Lathrobium fovulum; Razumovskiy *et al.*, 1984, Zhivotnyi mir yuzhnoy taygi: 114

Lathrobium (s.str.) *fovulum*; Boháč, 1986, Acta entomologica bohemoslovaca, 83: 386

Lathrobium (s.str.) *fovulum*; Schülke, 1990, Novius(10): 224

Lathrobium fovulum; Assing, 2008, Linzer Biologische Beiträge, 40(2): 1270

Lathrobium rufipes Mäklin, 1845, Bulletin de la Société Impériale des Naturalistes de Moscou, 18(4): 546

Lathrobium rufipes; J. Sahlberg, 1876, Acta Societatis pro Fauna et Flora Fennica, 1: 39

Lathrobium fovulum heteropterum Eppelsheim, 1893, Societas Entomologica, 8: 43

Tetartopeus britannicus Coiffait, 1972, Nouvelle Revue d'Entomologie, 2(2): 137

Material. **KHANTY-MANSI AUTONOMOUS REGION:** 2 males, 2 females(AR): Surgutskiy District, near Ugut, Ugutka River. Steep river bank: drift with pine needles, bark of trees, withered grass, silt etc. 04.07.1998. A.B.Ryvkin leg.—**KRASNOYARSK TERRITORY:** 1 male(AR): Turukhanskiy District, Yeloguy River, 110 km below Kellog, Altus River mouth, under mosses among *Alnus* sp., *Salix* sp., *Filipendula ulmaria*, Poaceae gen. sp., etc. on clayish steep above stony river bank, with water trickling down. 22.09.1993. V.B.Semenov leg.—1 male(AR): Turukhanskiy District, Yeloguy River, 125 km below Kellog, 15 km below Altus River mouth, 35 m a.s.l., in willow leaf litter and under mosses on bank of old channel with *Salix* sp., *Carex* spp, mosses. 23.09.1993. V.B.Semenov leg.—1 male(AR): Turukhanskiy District, near Bor, 40 m a.s.l., in leaf litter on the bottom of dried lake channel with *Rosa* sp., *Padus* sp., *Ribes* sp. in forest with *Picea obovata*, *Pinus sylvestris*, *P. sibirica*, *Betula pendula*, *Abies sibirica*, *Larix sibirica*. 13.06.1993. V.B.Semenov leg.—1 male(ZMMU): Krasnoyarsk. 09.1949. D.Romashov leg. [has been identified by A.L.Tikhomirova]. —1 male(AR): Manskiy District, 'Stolby' Nature Reserve, Kandalak cordon, dried mouth of Kandalak Rill, in leaf litter of willow bush with *Padus* sp., *Urtica* sp. & *Ribes nigrum*. 24.08.1994. I.A.Ushakov leg.—**IRKUTSK AREA:** 11 females(AVSh): Tayshetskiy District, Biryusa River valley near Patrikha. 24.06.1998. A.Shavrin leg.—1 female(AVSh): Nizhnedinskiy District, Ryabinovyi (uninhabited), 1000 m a.s.l. 25–26.06.1998. A.Shavrin leg.—2 males, 3 females(AVSh): 15th km of Kirensk-Podvoloshino road, left side of Lena River, N 57°49.309' E 108°17.019, 252 m a.s.l., flood-plain meadow with *Bromopsis inermis* & *B. sibirica*, and sedgy bottom of dried ephemeral reservoir at flood-plain

meadow near edge of spruce-birch forest. 04–09.08.2008. A.Shavrin & I.Enushchenko leg.

Additional localities for the species can be provided, basing on my collection, from **RUSSIA: MOSCOW AREA** (Pushkinskiy District, Gorenki), **VORONEZH AREA** (Venevitinovo, ca. 33 km NE of Voronezh), **ROSTOV AREA** (Rostov-on-Don, Zelyonyi Ostrov).

Remarks. The NW Palaearctic species known from 'C & N Europe, ? the Caucasus, Siberia' (Tichomirova 1973). I have seen no Caucasian specimens; those may belong to *L. wrasei* Schülke, 1990. The records by J.Sahlberg (1880) for Siberia (Khanty-Mansi Autonomous Region, Krasnoyarsk Territory, Taymyr Autonomous Region) were inexplicably omitted in the most of subsequent catalogues and reviews (Heyden 1881; Jakobson 1909; Bernhauer & Schubert 1912; Horion 1965; Coiffait 1982; Boháč, 1986). I suppose the authors have been mistaken owing to a great confusion in taxonomic citing and believed the named records to relate to *L. punctatum* Zetterstedt, 1828 [= *Tetartopeus zetterstedti* Rye, 1872]. I have not revised Sahlberg's Siberian material on this species, but the fact of listing *L. rufipes* Mäklin among the synonyms of *L. fovulum* in the paper under discussion seems to confirm the correct identification of the latter. One can see, indeed, that Sahlberg's redescription of *L. rufipes* (1876) corresponds well to *L. fovulum*, and it would be curiously to suppose this author to 'forget' this species four years later. The new material above confirms the wide distribution of the species in Siberia and widens the range eastwards up to the Lena basin.

***Lathrobium* (s.str.) *geminum* Kraatz, 1857**
(Figs. 5–7)

Lathrobium geminum Kraatz, 1857: 673

Lathrobium geminum; Fauvel, 1873: 343

Lathrobium (*Lathrobium*) *geminum*; Czwalina, 1888, Deutsche Entomologische Zeitschrift, 32(2): 344

Lathrobium geminum; Jakovlev, 1902, Memoires de la Société des Naturalistes de Jaroslaw, 1: 111

- Lathrobium geminum*; Bernhauer & Schubert, 1912: 257
- Lathrobium* (s.str.) *geminum*; Wüsthoff, 1942, Mitteilungen der Münchener Entomologischen Gesellschaft, 32: 585
- Lathrobium* (s.str.) *geminum*; Horion, 1965: 68
- Lathrobium* (s.str.) *geminum*; Tichomirova, 1973: 178
- Lathrobium geminum*; Bordoni, 1980, Frustula Entomologica (Nuova Serie), 2(15): 20
- Lathrobium geminum*; Ryvkin, 1984, Zhivotnyi mir yuzhnoy taygi: 123
- Lathrobium* (s.str.) *geminum*; Coiffait, 1982, Nouvelle Revue d'Entomologie. Suppl., 12(4): 362
- Lathrobium geminum*; Tichomirova, 1982, Pochvennyie bespozvonochnyie Moskovskoy oblasti: 215
- Lathrobium geminum*; Babenko, 1982, Poleznye i vrednye nasekomye Sibiri: 56
- Lathrobium geminum*; Veselova & Ryvkin, 1991, Biological resources and Biocenoses of Yenissey Taiga: 192
- Lathrobium geminum*; Herman, 2004, Bulletin of Zoological Nomenclature, 61(1): 25
- Lathrobium geminum*[?]; Shavrin, 2007a, Trudy Pribaikal'skogo natsional'nogo parka, 2: 137
- Lathrobium* (s.str.) *geminum*; Shavrin, 2007b, Baltic Journal of Coleopterology, 7(2): 174
- Lathrobium bicolor* Heer, 1839: 240
- Lathrobium bicolor* [?]; Iljin, 1926, Revue Russe Entomologique, 19(3–4): 225
- Lathrobium boreale* Hochhuth, 1851, Bulletin de la Société Impériale des Naturalistes de Moscou, 24(3): 41
- Lathrobium boreale*; Hochhuth, 1863, Bulletin de la Société Impériale des Naturalistes de Moscou, 35(3): 71
- Lathrobium boreale*; J. Sahlberg, 1876, Acta Societatis pro Fauna et Flora Fennica, 1: 39
- Lathrobium boreale*; J. Sahlberg, 1880, Kongliga Svenska Vetenskaps-Akademiens Handlingar, 17(4): 74
- Lathrobium boreale*; J. Sahlberg, 1899, Horae Societatis Entomologicae Rossicae, 32: 340
- Lathrobium boreale*; J. Sahlberg, 1900, Acta Societatis pro Fauna et Flora Fennica, 19(4): 27
- Lathrobium* (s.str.) *boreale*; Gusarov, 1992, Revue Russe Entomologique, 71(4): 784
- Lathrobium boreale*; Shavrin, 2001, Proceedings of the Biology and Soil Department of the Irkutsk State University, 5: 86
- Lathrobium volgense* Hochhuth, 1851, Bulletin de la Société Impériale des Naturalistes de Moscou, 24(3): 42
- Lathrobium* (*Lathrobium*) *volgense*; Jakobson, 1909: 492
- Lathrobium* (s.str.) *volgense*; Boháč, 1986, Acta entomologica bohemoslovaca, 83: 380
- Lathrobium volgense*; Shavrin *et al.*, 1999, Proceedings of the Biology and Soil Department of the Irkutsk State University, 1: 35
- Lathrobium volgense*; Shavrin *et al.*, 2001, Proceedings of the Biology and Soil Department of the Irkutsk State University, 5: 103
- Lathrobium boreale* Thomson, 1860: 198
- Lathrobium rufescens* Motschulsky, 1860, Bulletin de la Société Impériale des Naturalistes de Moscou, 33(2): 563
- Lathrobium obscuriceps* Motschulsky, 1860, Bulletin de la Société Impériale des Naturalistes de Moscou, 33(2): 564
- Lathrobium castaneipenne* [?]; Poppius, 1908, Acta Societatis pro Fauna et Flora Fennica, 31(6): 12
- Lathrobium* (s.str.) *difficile* Coiffait, 1953, Annales de la Société Entomologique de France, 122: 104
- Lathrobium* (s.str.) *fallaciosum* Coiffait, 1953, Annales de la Société Entomologique de France, 122: 104
- Material. RUSSIA: CHELYABINSK AREA:** 2 females(ZMMU): Chelyabinsk Area, 20 km S Asha, nr Viliay. Old *Quercus*+*Tilia* forest with *Acer* & *Ulmus*. 15.06.1991. S.Golovatch, L.Penev, A.Vasilev, *et al.* leg.—**KHANTY-MANSI AUTONOMOUS REGION:** 1 female(AR): Khanty-Mansiyskiy District, Priobskoye oilfield, 760th km of road Khanty-Mansiysk–Nefteyugansk, 60°51'58,0"N, 71°27'41,0"E. Control. Under plants in young pinery with spots of *Cladonia* spp., *Cetraria islandica*, *Polytrichum piliferum*, *Pleurozium schreberi*, close cover of leaf rosettes of *Hieracium* sp. pr. *pilosella*, *Vaccinium vitis-idaea* around rotten stubs, on SW slope of hill (xerosere). 15.08.2005. V.B.Semenov leg.—**TYUMEN AREA:** 3 females(AR): Yarkovskiy District, 70 km S of Tobolsk, Mazurovo.

- 29.06.1982. N.Poryadina leg.—1 male(AR): same locality and collector. Birch forest. 01.07.1982.—2 females(AR): same locality and collector. Spruce forest. 02.07.1985.—1 male(AR): same locality, biotope and collector. 07.07.1985.—**KRASNOYARSK TERRITORY:** 1 male, 1 female(AR): Turukhanskiy District, upper reaches of Nizhnyaya Lebedyanka River, river bank with forbs (*Urtica* sp., *Trollius asiaticus*, *Caltha palustris*, *Filipendula ulmaria*): dead grass, mosses and birch-spruce litter. 18.06.1992. V.B.Semenov leg.—1 female(AR): same locality and collector, mosses and litter in forest with *Pinus sibirica*, *Abies sibirica*, admixture of *Betula* sp., *Hylocomium splendens*, *Pleurozium schreberi*, *Polytrichum commune*. 19.06.1992.—1 male, 2 females(AR): same locality and collector, on tussocks with last year's grass in swampy forest with *Betula* sp., *Abies sibirica*, undergrowth of *Pinus sibirica*, *Picea obovata* and *Larix sibirica*. 25.06.1992.—1 female(AR): Turukhanskiy District, near Bor, 40 m a.s.l., in leaf litter on the bottom of dried lake channel with *Rosa* sp., *Padus* sp., *Ribes* sp. in forest with *Picea obovata*, *Pinus sylvestris*, *P. sibirica*, *Betula pendula*, *Abies sibirica*, *Larix sibirica*. 13.06.1993. V.B.Semenov leg.—1 female(AR): Turukhanskiy District, Kamennyi Dubches River, 60 km below Teulches River mouth, near hut. 150 m a.s.l., *Picea* forest with admixture of *Pinus sibirica* and *Betula* sp.: in *Polytrichum commune*, *Pleurozium*, *Hylocomium*. 24.09.1992. V.B.Semenov leg.—1 male(AR): Turukhanskiy District, Central Siberian Biosphere Reserve, Bol'shaya Varlamovka River basin, middle reaches of Bol'shaya Raskosaya River, drift of straw and needles at river bank. 23.05.1992. V.B.Semenov leg.—2 males, 2 females(AR): same locality and collector, edge of swamp with *Sphagnum* spp., *Pleurozium schreberi* and *Hylocomium splendens* among *Picea obovata* and *Betula* sp. 25.05.1992.—1 male(AR): same locality and collector, *Pleurozium schreberi* and soil near roots of *Betula* sp., *Picea obovata* and spruce stumps. 29.05.1992.—1 male, 1 female(AR): same locality and collector, moss and litter on glade with tree undergrowth (*Picea obovata*, *Betula* sp., *Populus tremula*, *Pleurozium schreberi*, *Polytrichum commune*, *Sphagnum* spp. etc.). 07.06.1992.—2 males(ZMMU): Krasnoyarsk Territory, Manskiy District, 'Stolby' Nature Reserve, Kandalak cordon, dried mouth of Kandalak Rill, in leaf litter of willow bush with *Padus* sp., *Urtica* sp. & *Ribes nigrum*. 24.08.1994. I.A.Ushakov leg.—**EVENKIA AUTONOMOUS REGION:** 1 male, 1 female(AR): Baykitskiy District, Central Siberian Biosphere Reserve, Stolbovaya River basin: Birapchana River, 3–5 km below confluence of the Levaya Birapchana and Pravaya Birapchana rivers, 480 m a.s.l., river bank. 28.06.1988. A.B.Rykin leg.—1 female(AR): Baykitskiy District, Central Siberian Biosphere Reserve, Stolbovaya River: 10 km below Dulkuma River mouth, 70 m a.s.l., under great stones on river bank. 04.07.1993. V.B.Semenov leg.—**IRKUTSK AREA:** 1 female(AVSh): Nizhneudinskiy District, 2 km E of Yaga. 30.06.1999. A.Shavrin leg. [*Lathrobium brunripes*']—1 female(AVSh): Tayshetskiy District, Biryusa River valley near Patrikha. 24.06.1998. A.Shavrin leg.—1 female(AVSh): Tayshetskiy District, Biryusa River valley 5 km S Trakt-Uzhet. 03–04.07.1999. A.Shavrin leg. [*Lathrobium elongatum*']—1 male, 2 females(AVSh): Nizhneudinskiy District, 5 km S of Vodopadnyi. 22–23.06.1998. A.Shavrin leg. [*Lathrobium* (s.str.) *geminum* Kr. det. Shavrin A. 99']—1 male(AR): Zhigalovskiy District, pipeline route Kovykta-Zhigalovo, plot #2, field. 10.08.2006. V.B.Semenov & L.B.Rybalov leg.—1 male, 1 female(AVSh): Zalarinskiy Distr., near Bazhir. 20–24.06.1997. A.Shavrin leg.—4 males, 3 females(AVSh): NE of Shumilovo, N 56°02.969' E 103°17.437', 493 m a.s.l., *Abies sibirica* & *Pinus sibirica* forest with *Milium effusum* L. 24–25.06.2008. A.Shavrin & I.Enushchenko leg.—2 males, 4 females(AVSh): 15th km of Kirensk-Podvoloshino road, left side of Lena River, N 57°49.309' E 108°17.019, 252 m a.s.l., flood-plain meadow with *Bromopsis inermis* & *B. sibirica*, and sedgy bottom of dried ephemeral reservoir at flood-plain meadow near edge of spruce-birch forest. 04–09.08.2008. A.Shavrin & I.Enushchenko leg.—1 male(AVSh): Khomutovo, Urik River. 25.05.2001. A.V.Shavrin leg.—1 male(AVSh): Ust'-Kutskiy District, Bol'shaya Tura River valley. 10.08.2008. A.Shavrin & I.Enushchenko leg.—1 male, 1 female(AVSh): Ust'-Kutskiy District, Nizhnyaya Bochakta River valley. 11.08.2008. A.Shavrin & I.Enushchenko

leg.—1 male(AVSh): Usol'skiy District, Toysuk River valley, 5 km S of Tal'yany. 27.07.1998. A.Shavrin leg.—1 male(AVSh): Cheremkhovskiy District, Sredniy Bulay. 01–02.07.2006. A.V.Shavrin leg. [*'Lathrobium elongatum* Shavrin A. det. 2006']—1 female(AVSh): Cheremkhovskiy District, Sredniy Bulay. 01.07.2006. A.V.Shavrin leg.—1 female(AVSh): Alarskiy District, near Alar'. 28.06.1997. A.Shavrin leg. [*'Lathrobium elongatum* L. Shavrin A. det. 97']—1 male(AVSh): Olkha River valley, Olkha. 15.09.2006. A.V.Shavrin leg. [*'Lathrobium geminum* Kr. Shavrin A. det. 2006']—2 females(AVSh): near Shelekhov. 06.05.1997. A.Shavrin leg. [*'Lathrobium geminum* Kr. Shavrin det. 97']—1 male, 1 female(AVSh): near Irkutsk, Dzerzhinsk. 18–20.04.2007. D.Fominykh leg.—1 female(AVSh): Angarsk, near Yelovskoye Reservoir. 21.06.2008. I.V.Enushchenko leg.

I have this species in my regular collection also from **RUSSIA: PERM AREA** (Gornozavodskiy District, Basegi Nature Reserve), **KARELIA REPUBLIC** (Kivach Nature Reserve), **TATAR REPUBLIC** (Volzhsko-Kamskiy Nature Reserve, Atabayevo ca. 50 km S Kazan), **KOSTROMA AREA** (Manturovskiy District, nr. Shilovo)[see Ryvkin 1984], **MOSCOW AREA** (Solnechnogorskiy District, Peshki; Podol'skiy District, Malinskoye Forestry; Podol'skiy District, Sharapovo ca. 50 km SW Moscow, nr. Krasnaya Pakhra; Istrinskiy District, nr. Pavlovskaya Sloboda; Domodedovskiy District, state farm 'Krasnyi Put''; Odintsovskiy District, Zhavoronki; Moscow, Rublyovo), **TULA AREA** (Shchiokinskiy District, NE Krapivna, Tulskiye Zaseki Nature Reserve)—**BELGOROD AREA** (Belgorod), **UKRAINE: TRANSCARPATIAN AREA** (Mukachevo), **VOROSHILOVGRAD (=LUGANSK) AREA** (Stanichno-Luganskiy Nature Reserve, nr. Kondrashevka), **BYELORUSSIA: VITEBSK AREA** (Berezinskiy Nature Biosphere Reserve, Kraitsy), **GOMEL AREA** (Struki ca. 12 km NE Buda-Koshelevo).

Remarks. The species very common and widespread in Palaearctic, with long and confused taxonomic background I think to be irrelevant to discuss herein (for details see Herman 2004). Its range was defined as 'Europe and the Caucasus' (Bernhauer & Schubert 1912;

Boháč, 1986), or 'Europe [...], manque dans les parties les plus chaudes de la région méditerranéenne' (Coiffait 1982), to the whole Palaearctic (Horion 1965; Tichomirova 1973). In Siberia and the Far East, the species has been reported for the Sverdlovsk Area, Khanty-Mansi Autonomous Region, Tyumen Area, and Novosibirsk Area (J.Sahlberg 1880), Krasnoyarsk Territory (J.Sahlberg 1880; Mäklin 1881; Veselova & Ryvkin 1991), Taymyr Autonomous Region (J.Sahlberg 1880), Irkutsk Area (Shavrin 2001, 2007a; Shavrin *et. al.* 2001;), Maritime Province (Horion 1965). The material listed above proves the species to be represented in some additional territories. But at the same time some earlier records seem to be open to question. I don't know this species both from the Caucasus and from the Far East. The Far Eastern record is based on the mentioned by Horion (l.c.) four specimens labelled as 'Wladiwostok, Frieb leg.' (C.Koch det.). But I have seen no material on *L. geminum* from the territories eastwards off the Baikal Lake. Wide territories of NE Siberia from at least Central Yakutia to the Kamchatka Peninsula are also uninhabited with this species.

***Lathrobium* (s.str.) *generosum* sp.n.**

(Figs. 1–4)

Material. 1 male-HT(ZMMU): "E Siberia, Irkutsk Area, right | side of Nizhnyaya Tunguska River near mouth | of Yuktakon River, 2 km below | Yerbogachen, swampy side | of flood-plain lake with *Carex* | *acuta*, *C. rostrata*, *Acorus calamus* | about 400 m off Nizhnyaya Tunguska River. | 18, 26.08.2008. [A.]Shavrin, [I.]Enushchenko [leg.]" [In Russian], "HOLOTYPUS"[my standard printed red label], "*Lathrobium* HT | *generosum* sp. n. | A.B.Ryvkin det. 2008" [my standard determinative label].—1 male-PT(AR): together with holotype, "PARATYPUS"[my standard printed red label], "*Lathrobium* | *generosum* sp. n. | A.B.Ryvkin det. 2008" [my standard determinative label].—2 females(AR): together with holotype, [immature females not included into the type series].

Description. Body (in mature specimens) black to pitchy-black; elytra in posterior half more or less lighter, dark pitchy-brown to reddish-brown,

without distinct colour delimitation; antennae and labrum brown, mandibles brown to dark brown, maxillar palpi and legs brownish-yellow. Forebody distinctly, the fore abdominal tergites fatty shining. Pubescence fairly long and dense, piceous with golden shine.

Length: 9.5–9.6 mm (with abdomen extended).

Head about as long from neck to anterior margin of front as broad across basal 1/3 (82:81), nearly twice as broad as the neck constriction (81:43); posterior angles broad rounded, effaced, posterior margin straight in the middle; temples slightly convex, more than 3 times as long as eyes (48:15, view from above). Puncturation moderately deep and dense, irregular, much sparser medially, denser anterolaterally and laterobasally; average diameter of the coarsest punctures of the disk about equal to 1/3 cross-section of antennal segment 2; wide interstices between median punctures 2 to 3 times as broad as diameter of punctures; puncturation of temples much finer but denser than that on the disk; the underside punctured rather sparsely and shallowly. Small and close wavy-cellular ground-sculpture visible throughout; less evident, extremely fine on median area of the disk. Antennae fairly long, reaching the basal margin of pronotum, with segments 2–10 inverted conical. Length/width proportions of antennal segments 1–11 as 29/12: 15/10: 18/10: 15/10: 15/10: 15/10: 16/11: 15/11: 16/11: 15/11: 22/10.

Pronotum moderately convex, nearly as broad as head (80:81), by more than 1/5 longer than broad (98:80); lateral sides subparallel (79:80:77); anterior angles angularly, posterior ones broadly rounded; very fine median longitudinal furrow well developed in basal 1/5, more or less distinctly extending as a feeble stroke to the middle of length. Median longitudinal impunctate strip reaching both anterior margin and posterior one, slightly raised in basal part, as broad as 1/10 maximum breadth of pronotum. Puncturation of disk irregular, evidently larger on average than that of head; interstices between punctures near the smooth longitudinal median strip on average evidently smaller than the diameter of punctures. Ground-sculpture almost absent, only extremely

small and vague punctures and scratches visible at high magnification.

Elytra moderately convex, rather long and wide, by nearly 1/6 longer than pronotum (115: 98 in holotype), markedly longer than broad (115:97), slightly dilated posteriorly (89:97) behind well developed angularly-rounded humeri. Suture a little shorter than pronotum (92:98 in holotype), somewhat elevated throughout excluding the very base; flanked with a pair of narrow and shallow sutural impressions; humeral and lateral impressions absent; posterior margin with extremely fine edging visible only in external parts. Puncturation evidently smaller and more regular than that of pronotum, average diameter of punctures on the disk about equal to that on the head. Very shallow irregular point-touch ground-sculpture more or less evident between punctures at high magnification. Winged.

Abdomen uniformly and weakly widened posteriorly, segments 6–7 slightly broader than fore visible segments; abdominal tergites evidently flattened, preapical tergites more convex. Posterior margin of tergite 7 with evident white fringe. Puncturation of fore visible abdominal tergites rather uniform, very fine and dense, somewhat sparser medially; tergites 7–9 punctated much more sparsely. Extremely fine and dense reticular ground-sculpture well-developed throughout but much more feeble on preapical tergites.

Male: Medioposterior emargination of abdominal sternite 8 nearly symmetric, moderately broad and deep angularly rounded; spicule rows on the sternite 8 about as in *L. geminum* Kraatz, but somewhat shorter owing to the developed emargination of posterior margin (fig. 4); aedeagus as in figs. 1–3.

Female: No mature material available.

Etymology. The specific name is the Latin adjective “generosum” (well-born, thoroughbred, pedigree).

Diagnosis. In the shape of the aedeagus, this species is closely related to *L. geminum* Kraatz, 1857 and differs from the typical form of the latter by the darker colour of elytra, the somewhat narrower neck, the body proportions a bit more slender, the antennae a bit more thick, the somewhat finer and denser head puncturation, the broad-angularly emarginated male abdominal sternite 8 (compare figs. 4 and 7), and the details of structure of the aedeagus (compare figs. 1–3 and 5–6). It can be distinguished from *L. dimidiatipenne* Bernhauer, 1910, also found in terra typica of the new species, by the darker colour of elytra, the body proportions somewhat more robust, the more angular emargination of male abdominal sternite 8, and the details of structure of the aedeagus.

Remarks. This unexpected new species seems to be a derivative of *L. geminum* Kraatz (see above). It arose likely from an isolation of the local population near the border of the range.

***Lathrobium* (s.str.) *impressum* Heer, 1841**

Lathrobium impressum Heer, 1841: 580

Lathrobium impressum; Shavrin, 1998, Entomological problems of Baikalian Siberia: 84
Lathrobium impressum; Shavrin, 2007, Baltic Journal of Coleopterology, 7 (2): 174

Lathrobium filiforme Gravenhorst, 1806: 134

Lathrobium filiforme; J. Sahlberg, 1876, Acta Societatis pro Fauna et Flora Fennica, 1: 41

Lathrobium filiforme; J. Sahlberg, 1880, Kongliga Svenska Vetenskaps-Akademiens Handlingar, 17(4): 74

Lathrobium filiforme; Heyden, 1881, Deutsche Entomologische Zeitschrift, 1880-1881, Suppl.: 76

Lathrobium filiforme; Mäklin, 1881, Kongliga Svenska Vetenskaps-Akademiens Handlingar, 18(4): 24

Lathrobium (Lathrobium) filiforme; Czwalina, 1888, Deutsche Entomologische Zeitschrift, 32(2): 347

Lathrobium filiforme; J. Sahlberg, 1900, Acta Societatis pro Fauna et Flora Fennica, 19(4): 27

Lathrobium filiforme; Jakovlev, 1902, Memoires de la Société des Naturalistes de Jaroslaw, 1: 111

Lathrobium filiforme; Jakobson, 1909: 493

Lathrobium (s.str.) *filiforme*; Horion, 1965: 70
Lathrobium filiforme; Tichomirova, 1968, Archives of Zoological Museum Moscow State University, 11: 202, figs.

Lathrobium (s.str.) *filiforme*; Tichomirova, 1973: 179

Lathrobium filiforme; Bordoni, 1980, Frustula Entomologica (Nuova Serie), 2(15): 20

Lathrobium (s.str.) *filiforme*; Coiffait, 1982, Nouvelle Revue d'Entomologie. Suppl., 12(4): 375

Lathrobium filiforme; Tichomirova, 1982, Pochvennyie bespozvonochnyie Moskovskoy oblasti: 215

Lathrobium filiforme; Razumovskiy et al., 1984, Zhivotnyi mir yuzhnoy taygi: 117

Lathrobium filiforme; Boháč, 1986, Acta entomologica bohemoslovaca, 83: 386

Lathrobium (s.str.) *filiforme*; Schülke, 1990, Novius(10): 224

Lathrobium filiforme; Veselova & Ryvkin, 1991, Biological resources and Biocenoses of Yenissey Taiga: 192

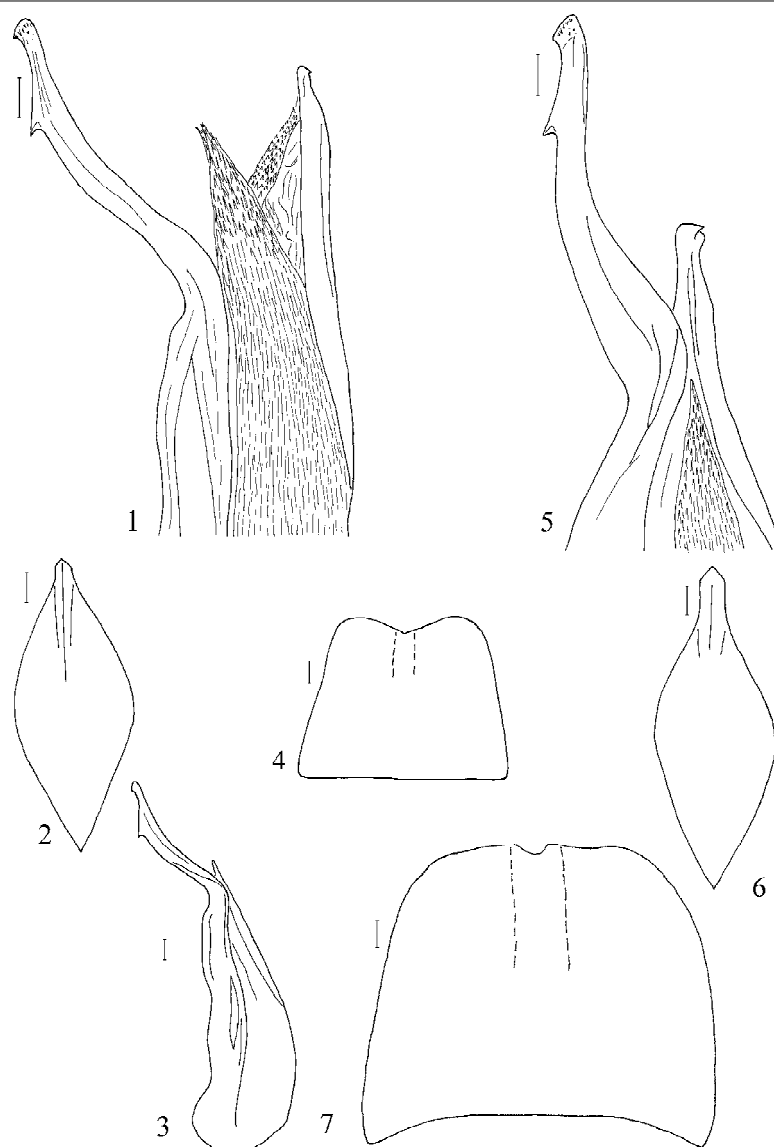
Lathrobium filiforme nebeli Hubenthal, 1911, Entomologische Blätter, 7 (10/11): 188

Lathrobium filiforme suturale Wencker, 1866: 127

Lathrobium filiforme minarzi Bernhauer, 1927, Koleopterologische Rundschau, 13: 94

Lathrobium roebeni Benick, 1951, Oldenburger Jahrbuch, 51: 237

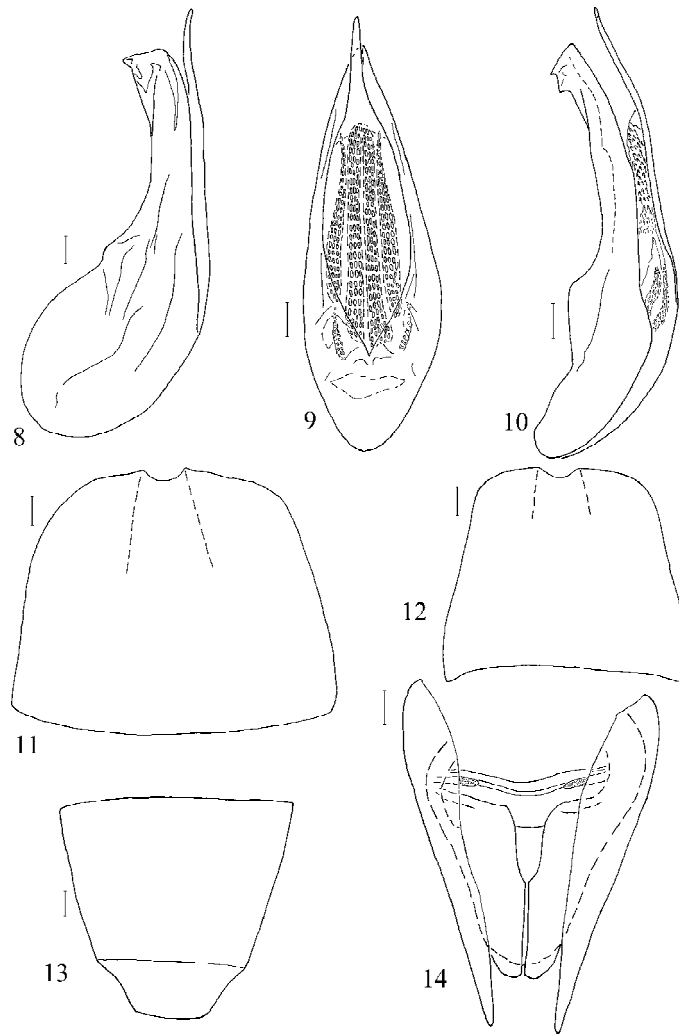
Material. KRASNOYARSK TERRITORY: 1 male(AR): Turukhanskiy District, Yeloguy River, 30 km below Kellog, Kushnya River mouth, birch forest with *Alnus*, *Salix* sp., *Filipendula* sp., etc., in withered grass. 08.09.1993. V.B.Semenov leg.—1 male, 2 females(AR): Turukhanskiy District, Yeloguy River, 70 km below Kellog, 5 km below Sigovaya River mouth, near Malaya Sigovaya River mouth. Moss under *Salix* spp. at stony bank of river. 20.09.1993. V.B.Semenov leg.—1 female(AR): Turukhanskiy District, Yeloguy River basin, 65 km below Kellog, Sigovaya River near mouth, stony river bank, in moss under *Salix* spp. 21.09.1993. V.B.Semenov leg.—1 male(AR): Turukhanskiy District, Central Siberian Biosphere Reserve, environs of Komsa, 40 m a.s.l., swamp with sedges, Poaceae gen. spp., *Comarum palustre*, *Salix* spp. ($H_c + H_m$). 08.08.1988. A.B.Ryvkin leg.—3 males, 2 females(AR): Turukhanskiy District, Kamennyi Dubches River



Figures 1–7. — Male structures of *Lathrobium* spp. 1–4. *L. generosum* sp.n. (1–2: HT, 3–4: PT): aedeagus (1: apical part laterally, 3: laterally, 2: operculum from the side opposite to the basal opening), abdominal sternite 8 ventrally (4). 5–7. *L. geminum* Kraatz, 1857. (Tyumen Area: Mazurovo): aedeagus (5: apical part laterally, 6: operculum from the side opposite to the basal opening), abdominal sternite 8 ventrally (7). The long axes of spicule rows in the male abdominal sternites are shown as dash-lines. Scale = 0.1 mm.

3 km below Teulches River mouth, in drift at river bank. 19.09.1992. V.B.Semenov leg.—1 female(AR): Turukhanskiy District, Kamennyi Dubches River, 60 km below Teulches River mouth, near hut, 150 m a.s.l., mosses, drift and leaf litter under *Salix* sp. 24.09.1992. V.B.Semenov leg.—**EVENKIA AUTONOMOUS REGION:** 2 males, 1

female(AR): Baykitskiy District, Central Siberian Biosphere Reserve, bank of Stolbovaya River near mouth, 45 m a.s.l., litter under *Poaceae* gen. spp. and *Salix* spp. 11.09.1988. A.B.Rykin leg.—**TUVA REPUBLIC:** 1 male(AR): Todjenskiy District, Azas Nature Reserve, Azas Lake shore, near ‘Krasnyi Kamen’ cordon. 950 m a.s.l. On shingles

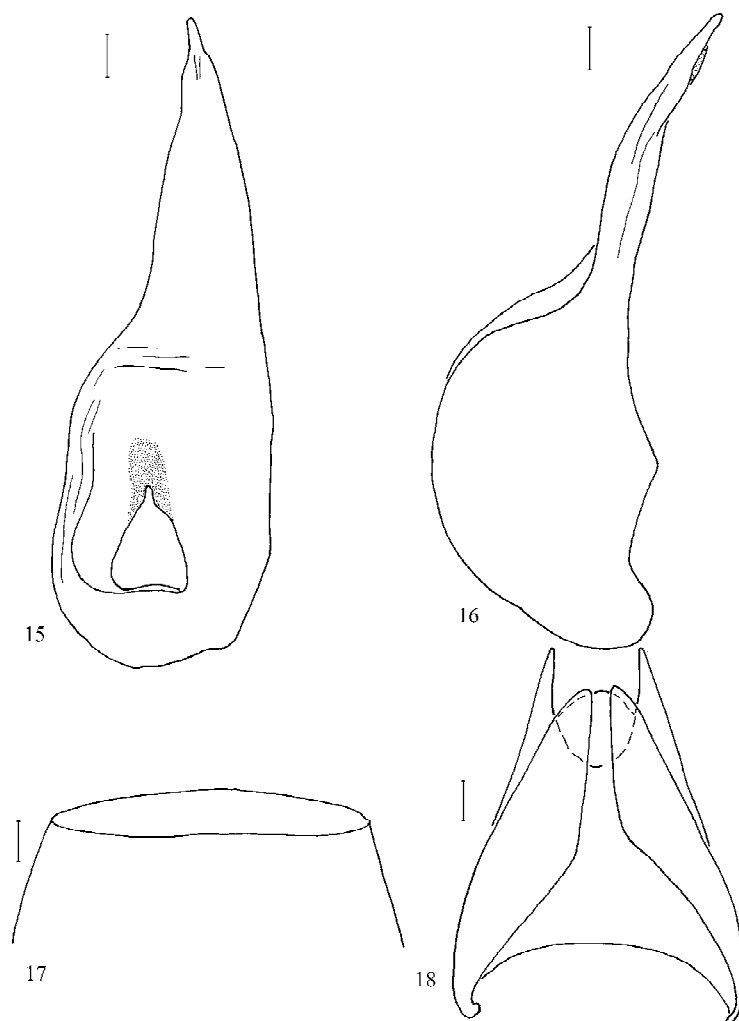


Figures 8–14. — Male and female structures of *Lathrobium* spp. 8, 11. *L. elongatum* (L., 1767), male (Tver Area: Dubniki): aedeagus laterally (8), abdominal sternite 8 ventrally (11). 9–10, 12–14. *L. viduum* Eppelsheim, 1893 (9–10: Khabarovsk Territory: Chegdomyn, 12–14: Amur Area: Norskiy Nature Reserve), male: aedeagus (9: from the side opposite to the basal opening, 10: laterally), abdominal sternite 8 ventrally (12), female: abdominal segment 8 dorsally (13), abdominal segments 9–10 ventrally (14). The long axes of spicule rows in the male abdominal sternites are shown as dash-lines. Scale = 0.1 mm.

and in drift on shingle lake shore. 10.06.1990. A.B.Ryvkin leg.—**BURYATIA:** 1 female (AVSh): Ilyinka, bank of Selenga River. 01.08.1997. A.Shavrin leg.

Of European Russia, I have *L. impressum* in my systematic collection from the **MOSCOW AREA** (Istrinskiy District, nr. Pavlovskaya Sloboda).

Remarks. The distribution has been cited as ‘C & N Europe, Siberia’ (Tichomirova 1973), but the Siberian records are inexplicably ignored by some authors (Horion, 1965; Coiffait 1982; Boháč 1986). The species has been reported in Siberia from the Khanty-Mansi Autonomous Region, Tomsk Area, and Novosibirsk Area (J.Sahlberg 1880), Krasnoyarsk Territory (Mäklin 1881; Veselova &



Figures 15–18. — Male and female structures of *Lathrobium ishiharai ursinum* ssp. n. 15–17: HT-male: aedeagus (15: from the basal opening, 16: laterally), abdominal segment 8 ventrally (17: apical part), 18: PT-female: abdominal segments 9–10 ventrally. Scale = 0.1 mm

Ryvkin 1991), Taymyr Autonomous Region (J.Sahlberg 1880), Buryatia (Shavrin 1998).

***Lathrobium* (s.str.) *ishiharai ursinum* ssp.n.**
(Figs. 15–18)

Material. RUSSIA: 1 male-HT(ZMMU): “Amur Area, Mazanovskiy | District, Nora River mouth, [210 m a.s.l.,] mosses and | leaf litter on natural | levee and in flood-plain forest with | *Alnus* sp., *Salix* spp., *Padus* sp., | ferns, [Poaceae gen. spp., *Carex* spp., *Smilacina davurica*,] etc. 06.08. |

2006. [E.M.]Veselova, [A.B.]Ryvkin [leg.] #139” [in Russian], “HOLOTYPUS”[my standard printed red label], “*Lathrobium* HT | *ishiharai ursinum* ssp. n. | A.B.Ryvkin det. 2006” [my standard determinative label].—1 male-PT[somewhat immature specimen with right elytron entirely soft](AR): Amur Area, Selemdzhinskiy District, near border of Norskiy Nature Reserve, island on Selemdzha River near Dvadtsatikha cordon, leaf litter, mosses, drift in the heart of the island[: among *Salix* spp., *Populus* sp., *Picea ajanensis*, *Abies nephrolepis*, *Alnus* sp., *Larix gmelinii* with Poaceae, *Carex*

sp., etc]. 06.08.2004. A.B.Ryvkin [leg.] #11 [in Russian].—1 female-PT(AR): Amur Area, Mazanovskiy District, Nora River basin, Sorokavyorstnaya channel, Sosnovaya mountain, [215 m a.s.l.,] leaf litter and drift on channel bank under mountain slope with *Carex* spp., Poaceae gen. spp., [*Alnus* sp., *Padus* sp., *Salix* spp., *Swida alba*,] etc. 30.07.2006. E.M.Veselova, A.B.Ryvkin [leg.] #87 [in Russian].— 1 male-PT(AVSh): S Maritime Province, Lazovskiy Nature Reserve, 2 km W Lazo. 28.06.2007. A.Shavrin leg.—1 female-PT(AVSh): S Maritime Prov., Lazovskiy Nature Reserve, Lazo, Lazovka River valley. 26–29.06.2007. A.Shavrin leg. The paratypes listed above are provided also with both “PARATYPUS” printed red label and my standard determinative label each.

Description. Body (in mature specimens) dark pitchy-brown to brownish-black; elytral suture and posterior margin narrowly and vaguely lightened, reddish-brown; antennae brown, mandibles dark brown, maxillar palpi and labrum yellowish-brown, legs brownish-yellow with bases of tibiae slightly darkened. Forebody distinctly, abdominal tergites fatty shining. Pubescence fairly short but dense, piceous with golden shine.

Length: 7.5–9.6 mm (the last value for the specimen with abdomen extended).

Head somewhat longer from neck to anterior margin of front than broad across basal 1/4 (79:75), nearly twice as broad as the neck constriction (75:39); posterior angles distinct, broad angularly rounded, posterior margin a bit emarginated in the middle, nearly straight; temples slightly convex, 2.2 to 2.5 times as long as eyes (43:19 to 42:17, view from above). Puncturation moderately deep, rather dense and more regular anterolaterally and near posterior angles, irregular and much sparser medially; average diameter of the coarsest punctures of the disk equal to 1/3 cross-section of antennal segment 2; wide interstices between median punctures 3 to 4 times as broad as diameter of punctures; puncturation of temples somewhat finer than that on the disk, not very dense; puncturation of underside fairly sparse and shallow. Fine and close cellular ground-

sculpture well-developed throughout, somewhat finer on median area of disk; extremely fine and scattered micropuncture is visible mainly on anterior parts. Antennae fairly long, scarcely reaching the basal margin of pronotum, with segments 2–10 elongated, inverted conical. Length/width proportions of antennal segments 1–11 as 31/12: 15/9: 18/9: 16/9: 15/9: 15/9: 15/9: 14/9: 14/9: 14/8.5: 19/8.

Pronotum moderately convex, a little broader than head (79:75), by more than 1/4 longer than broad (100:79 in holotype); lateral sides slightly convex (73:79:76); both anterior and posterior angles broadly rounded; very fine median longitudinal furrow well developed in basal 1/4–1/5, vaguely extending as a feeble stroke to the middle of length. Median longitudinal impunctate strip reaching or nearly reaching both anterior margin and posterior one, slightly raised in basal part, on average as broad as 1/12 maximum breadth of pronotum. Puncturation on each side of the median longitudinal smooth strip much more regular, evidently larger on average than that of the head with interstices between punctures evidently smaller than average diameter of punctures; some narrow longitudinal smooth areas situated on the disk laterally. The whole disk devoid of regular ground-sculpture, varnish shining.

Elytra moderately convex, a little longer than pronotum (107:100), somewhat longer than broad (107:93), moderately and uniformly dilated posteriorly (82:93) behind rounded but developed humeri. Suture a much shorter than pronotum (84:100), somewhat elevated throughout excluding the very base; flanked with a pair of narrow and shallow sutural impressions; humeral and lateral impressions absent; posterior margin very finely bordered throughout. Puncturation on average evidently smaller, somewhat denser and more regular than that of pronotum, average diameter of punctures on the disk a bit larger than that on the head. Very fine irregular micro-reticulation evident between punctures at high magnification. Wings normally developed.

Abdomen uniformly and weakly widened posteriorly, segments 6–7 slightly broader than

fore visible segments; fore abdominal tergites evidently flattened, preapical tergites somewhat more convex. Posterior margin of tergite 7 with evident white fringe. Puncturation of fore visible abdominal tergites very fine and fairly dense, somewhat sparser medially; tergite 3 medially punctured sparser than tergites 4–6; posterior margin of tergite 7, before the white fringe, with an evident band impunctate; median parts of tergites 8–9 punctated much sparser than those of preceding ones. Very fine and dense wavy-reticular ground-sculpture well-developed throughout.

Male: Posterior margin of abdominal sternite 8 nearly straight, with neither conspicuous emarginations nor impressions (fig. 17); underside of the sternite punctured somewhat denser medioposteriorly; no conspicuous spiculiferous and setaceous structures are developed; aedeagus as in figs. 15–16, with operculum small, extremely feebly sclerotized.

Female: Posterior margin of abdominal tergite 8 nearly straight; abdominal sternite 8 with a bit asymmetric broad rounded posterior margin; structure of abdominal segments 9–10 as in fig. 18.

Etymology. The subspecific name is the Latin adjective “ursinum” (bear’s).

Diagnosis. In the shape of the aedeagus and male abdominal structure, the new taxon is very similar to *Lathrobium ishiharai* Hayashi, 1994, the macropterous species of the *monticola* group (sensu Watanabe 2000 *et al.*), and can be distinguished from the nominate subspecies by the shorter elytra, the distal part of the aedeagus evidently bent towards the basal opening, and the absence of sclerotized nodule at the apex of the aedeagus. In the shape of the aedeagus, *Lathrobium ishiharai ursinum* ssp.n. is also closely related to species attributed by Watanabe (1999, 2005) to the *pollens* group (*L. pollens* Sharp, 1889, *L. yosii* Watanabe, 1999, *L. owaseanum* Watanabe, 2005, *L. shotaroi* Watanabe, 2005, *L. gomadanum* Watanabe, 2005, *L. hayashii* Hayashi, 1999, *et al.*) and differs from the latter by the longer elytra with humeral

angles more prominent, the well-developed wings, the male abdominal sternites 7–8 without distinct impressions and emarginations, and the details of the aedeagus.

***Lathrobium* (s.str.) japonicum Bernhauer, 1907**

Lathrobium japonicum Bernhauer, 1907, Verhandlungen der Zoologisch-Botanischen Gesellschaft in Wien, 57: 384

Lathrobium japonicum; Bernhauer & Schubert, 1912: 261

Lathrobium (s.str.) *japonicum*; Tichomirova, 1973: 179

Lathrobium japonicum; Molodova, 1973, Ekologiya pochvennykh bespozvonochnykh: 68, 70

Lathrobium japonicum; Kurcheva, 1977: 70

Lathrobium japonicum; Gusarov, 1991, Vestnik Leningradskogo gosudarstvennogo universiteta. Seria 3, 1991(3)(17): 8

Lathrobium japonicum; Shavrin & Berlov, 1999, Vestnik Irkutskoy Gosudarstvennoy Sel’skokhozyaystvennoy Akademii: IGSKhA, 18: 11

Lathrobium (s. str.) *japonicum kunashiriense* Y.Watanabe, 2004, *In*: Takahashi, H. & Ôhara, M. (Eds.) Biodiversity and Biogeography of the Kuril Islands and Sakhalin 1: 39, **syn. nov.**

Lathrobium (s. str.) *japonicum kunashiriense*; Y.Watanabe, 2006, *In*: Takahashi, H. & Ôhara, M. (Eds.) Biodiversity and Biogeography of the Kuril Islands and Sakhalin 2: 160.

Lathrobium contractum; Jakobson, 1909: 493

Lathrobium brunripes; Filatova & Lafer, 1978, Aktual’nyie voprosy okhrany prirody na Dal’nem Vostoke: 151

Lathrobium rishiriense Watanabe & Shibata, 1965, Kontyû, 33(3): 318

Material. RUSSIA: SAKHALIN AREA: 1 female(AR): Kurile Islands, Kunashir Island, near Yuzhno-Kuril’sk. 15.06.1990. K.V.Makarov leg.— 4 males, 3 females(AR): Kurile Islands, Iturup Island, nr Rybaki cca 5 km SW Kurilsk, Quercus, Alnus, Betula etc. forest with bamboo thicket as undergrowth, litter. 24.09.1992. S.I.Golovatch leg.— 1 male(AR): Kurile Islands, Iturup Island, Burevestnik, Betula shrub with bamboo

undergrowth, litter. 23.09–08.10.1992. S.I.Golovatch leg.—6 males, 9 females(AR): Kurile Islands, Iturup Island, Gornoye nr. Burevestnik, 150 m a.s.l., *Betula* forest with bamboo thicket as undergrowth, litter. 05.10.1992. S.I.Golovatch leg.—1 male(AR): Kurile Islands, Iturup Island, nr Goryachiye Klyuchi, *Betula* sp., *Acer*, *Rubus* etc. forest with bamboo thicket as undergrowth, litter. 06.10.1992. S.I.Golovatch leg.—1 male(AR): S Sakhalin, 18 km off Lesnoye. 12–28.06.1989. D.Obydov leg.—1 male, 1 female(AR): Sakhalin Island, Chekhov Peak. 07.07.1971. [L.P.Molodova leg.][the male without head]—1 female(AR): Sakhalin Island, Starodubskoye. 03.08.1991. V.G.Grachyov, V.V.Zherikhin, V.Blagoderov, K.Yu.Eskov leg.—1 male(AR): Sakhalin Island, Nayba River, 10 km up-stream of Bykovo. 06–10.08.1991. V.G.Grachyov, V.V.Zherikhin, V.Blagoderov, K.Yu.Eskov leg.

Remarks. The species has been originally described from the Iturup Island (S Kuriles) and known also from N Japan (Watanabe & Shibata 1965: Rishiri Island near Hokkaido; Tichomirova 1973) and the Sakhalin Island (Molodova 1973). Jakobson (1909) had mistakenly cited it under the name *contractum* used a bit later by Schubert (1911) for another species. Filatova & Lafer (1978) did not report *L. japonicum* from Iturup but it is quite evident from the material above, that all their records of *L. brunripes* are to be referred to the former species. I suppose *L. japonicum kunashiriense* Y.Watanabe to be a synonym of *L. japonicum* owing to the perfect coincidence in terra typica (the statement by Watanabe 2006 that ‘the accurate type locality of *Lathrobium* (s. str.) *japonicum* wasn’t described in Bernhauer’s original account’ is not correct).

***Lathrobium* (s.str.) *longulum* Gravenhorst, 1802**

Lathrobium longulum Gravenhorst, 1802: 53
Lathrobium longulum; J. Sahlberg, 1876, Acta Societatis pro Fauna et Flora Fennica, 1: 42
Lathrobium longulum; J. Sahlberg, 1880, Kongliga Svenska Vetenskaps-Akademiens Handlingar, 17(4): 75

Lathrobium longulum; J. Sahlberg, 1900, Acta Societatis pro Fauna et Flora Fennica, 19(4): 27
Lathrobium longulum; Jakovlev, 1902, Memoires de la Société des Naturalistes de Jaroslaw, 1: 111
Lathrobium longulum; Jakobson, 1909: 493
Lathrobium longulum; Iljin, 1926, Revue Russe Entomologique, 19(3–4): 225
Lathrobium (s.str.) *longulum*; Horion, 1965: 70
Lathrobium (s.str.) *longulum*; Tichomirova, 1973: 179
Lathrobium (*Lathrobium*) *longulum*; Smetana, 1975, Acta Zoologica Academiae Scientiarum Hungaricae, 21(1-2): 168
Lathrobium longulum; Bordoni, 1980, Frustula Entomologica (Nuova Serie), 2(15): 20
Lathrobium (s.str.) *longulum*; Coiffait, 1982, Nouvelle Revue d’Entomologie. Suppl., 12(4): 378
Lathrobium longulum; Tichomirova, 1982, Pochvennyie bespozvonochnyie Moskovskoy oblasti: 215
Lathrobium (s.str.) *longulum*; Boháč, 1986, Acta entomologica bohemoslovaca, 83: 387
Lathrobium longulum; Gusarov, 1989, Vestnik Leningradskogo gosudarstvennogo universiteta, Seria 3, 1989(3) (17): 8
Lathrobium longulum; Assing, 1995, Revue suisse de Zoologie, 102(4): 963
Lathrobium longulum; Shavrin *et al.*, 1999, Proceedings of the Biology and Soil Department of the Irkutsk State University, 1: 35
Lathrobium longulum; Shavrin, 2001, Proceedings of the Biology and Soil Department of the Irkutsk State University, 5: 86
Lathrobium (s.str.) *longulum*; Shavrin, 2007, Baltic Journal of Coleopterology, 7(2): 174
Lathrobium longulum; Assing, 2008, Linzer Biologische Beiträge, 40(2): 1268
Lathrobium minutum C. Sahlberg, 1830: 341
Lathrobium nanum Stephens, 1833: 270
Lathrobium longipenne Fairmaire, 1856: 555
Lathrobium scybalarium Gistel, 1857: 14 f
Lathrobium (*Lathrobium*) *hamatum* Czwalina, 1888, Deutsche Entomologische Zeitschrift, 32(2): 343
Lathrobium longulum luzari Koch, 1937, Pubblicazioni del Museo Entomologico ‘Pietro Rossi’, 2: 259

Material. RUSSIA: KRASNOYARSK TERRITORY: 14 males, 13 females(AR): Krasnoyarsk Territory,

Turukhanskiy District, Central Siberian Biosphere Reserve, Bol'shaya Varlamovka River basin, middle reaches of Bol'shaya Raskosaya River, drift of straw and needles at river bank. 23.05.1992. V.B.Semenov leg.—**EVENKIA AUTONOMOUS REGION**: 1 male(AR): Baykitskiy District, Central Siberian Biosphere Reserve, Stolbovaya River basin: Birapchana River, 3–5 km below confluence of the Levaya Birapchana and Pravaya Birapchana rivers, 480 m a.s.l., river bank, between stones, on silty sand and in mosses. 03.07.1988. A.B.Ryvkin leg.—1 female(AR): Central Siberian Biosphere Reserve, Stolbovaya River basin: lower reaches of Birapchana River near mouth of Kruten'kiy Stream, 110 m a.s.l., loamy river bank with *Salix* sp., dead Poaceae gen. spp. etc., in drift. 23.06.1993. V.B.Semenov leg.—**IRKUTSK AREA**: 1 female(AVSh): Nizhneudinskiy District, Yaga River valley, 20 km NW of Yaga. 30.06.1999. A.Shavrin leg. [*'Lathrobium longulum'*]—1 female(AVSh): Ziminskiy District, right side of Oka River opposite Bargaday. 19–20.06.1998. A.Shavrin leg.—1 male(AVSh): Irkutsk. 16.04.1998. Berlov leg.—**BURYATIA REPUBLIC**: 1 male(AVSh): Khamar-Daban Mt Ridge, upper reaches of Tal'tsa River (confluent of Snezhnaya River). 19–25.05.1997. A.Shavrin leg.—2 males, 1 female(AVSh): Khamar-Daban Mt Ridge, Snezhnaya River valley. 05–08.06.2007. A.Shavrin leg. [*'Lathrobium longulum* Shavrin A. det. 2007']—5 males, 4 females(AVSh): right side of Selenga River opposite Il'yinka. 14.08.1997. A.Anishchenko leg. [5 ex.: *'Lathrobium ? longulum* Shavrin det. 97']—1 male, 1 female(AVSh): 3 km NE of Ilyinka, bank of Selenga River. 14.08.1997. A.Shavrin leg.—1 male, 1 female(AVSh): Barguzin Valley, Garginskiy Spa, along warm rill. 07.08.1997. V.G.Shilenkov leg. [aedeagus lost; label: *'Lathrobium* (s.str.) sp. n.']—1 female(AVSh): Barguzin Valley, 10 km W of Alla, Alla River bank, near thermal spring. 08.08.1997. V.G.Shilenkov leg.—**AMUR AREA**: 1 female(AR): Zeya, oak forest. 13.08.1972. N.A.Ryabinin leg.—1 male, 1 female(AR): Selezhdzhinskiy District, Norskiy Nature Reserve, Nora River near Maltsevskiy cordon, leaf litter in birch forest (*Betula platyphylla*) with *Calamagrostis* sp., *Maianthemum bifolium*, *Convallaria keiskei*, *Cypripedium guttatum*, etc.

and in debris of rotten birch stub on natural levee. 09.06.2005. E.M.Veselova & A.B.Ryvkin leg.—**KHABAROVSK TERRITORY: JEWISH AUTONOMOUS AREA**: 1 male(AR): Dichun, Amur River, 130°45' E, near Radde. 21.08.1978. V.V.Belov & S.A.Kurbatov leg. [Without head and pronotum.]—**MARITIME PROVINCE**: 1 female(AR): 25 km W of Anuchino, nr. Orlovka. In litter on glade, between rotten logs of *Populus* sp. 01.08.1989. S.A.Kurbatov leg.—1 male(AR): near Lazo. 20.03–10.04.2002. Yu.Sundukov leg.

Additional material. MONGOLIA: 1 male(AR): E Aimak, Somon Sumber, Khingan Major Mts, Khar-Khon't frontier post, broad-leaved forests. 03.08.1985. K.Ulykpan leg.

I have this species in my regular collection also from **RUSSIA: PERM AREA** (Gornozavodskiy District, Basegi Nature Reserve; Perm, town dump), **NOVGOROD AREA** (Sokolovo ca. 15 km NW of Valday), **LENINGRAD AREA** (Leningrad, Sartolovo [*'Lathrobium longulum* Grav. V.I.Gusarov det. 1997']), **MOSCOW AREA** (Skhodnya; Podolskiy District, Sharapovo; Solnechnogorskiy District, Peshki Village; Pushkinskiy District, Gorenki), **VORONEZH AREA** (nr. Vorontsovka ca. 25 km NE Pavlovsk), **BASHKIRIA REPUBLIC** (Shulgán-Tash Nature Reserve, Gadilgareevo), **SAMARA (=KUYBYSHEV) AREA** (Novosemeykino, NE of Kuybyshev; Zhiguli Nature Reserve, near Bakhilovo), **ROSTOV AREA** (Rostov-on-Don, Zelyonyi Ostrov), **UKRAINE: VOROSHILOVGRAD AREA** (Stanichno-Luganskiy Nature Reserve, nr. Kondrashevka), **MOLDAVIA** (nr. Tiraspol).

Remarks. *Lathrobium longulum* has been known from 'Europa centro-settentrionale, N-Italia, Caucaso, Siberia, Mongolia, [...] Asia Minore' (Bordoni 1980); Coiffait (1982) leaved out Siberian records. The species is recorded in Siberia for the Tyumen Area (J.Sahlberg 1880), Irkutsk Area (Shavrin 2001), and Buryatia Republic (Shavrin *et al.* 1999).

Based on both previous records (Tichomirova 1982) and the new data provided, the species proves to be an inhabitant of the early to middle

stages of eutrophic and, to a lesser extent, mesotrophic hydroseries in plant succession systems.

***Lathrobium* (s.str.) *pallidipenne* Hochhuth, 1851**

Lathrobium pallidipenne Hochhuth, 1851, Bulletin de la Société Impériale des Naturalistes de Moscou, 24(3): 44

Lathrobium (s.str.) *pallidipenne*; Gusarov, 1992, Revue Russe Entomologique, 71(4): 784

Lathrobium boreale Mulsant & Rey, 1878, Annales de la Société Linnéenne de Lyon (n. ser.), 24: 39 (nec Hochhuth, 1851, nec Thomson, 1860)

Lathrobium (*Lathrobium*) *ripicola* Czwalińska, 1888, Deutsche Entomologische Zeitschrift, 32(2): 344

Lathrobium (*Lathrobium*) *ripicola*; Jakobson, 1909: 492

Lathrobium ripicola; Iljin, 1926, Revue Russe Entomologique, 19(3–4): 225

Lathrobium (s.str.) *ripicola*; Wüsthoff, 1942, Mitteilungen der Münchener Entomologischen Gesellschaft, 32: 586

Lathrobium (s.str.) *ripicola*; Horion, 1965: 65

Lathrobium (s.str.) *ripicola*; Tichomirova, 1973: 178

Lathrobium ripicola; Bordoni, 1980, Frustula Entomologica (Nuova Serie), 2(15): 20

Lathrobium ripicola; Babenko, 1981, Fauna i ekologiya nazemnykh chlenistonogikh Sibiri: 24

Lathrobium (s.str.) *ripicola*; Coiffait, 1982, Nouvelle Revue d'Entomologie. Suppl., 12(4): 364

Lathrobium ripicola; Tichomirova, 1982, Pochvennyie bespozvonochnyie Moskovskoy oblasti: 215

Lathrobium (s.str.) *ripicola*; Boháč, 1986, Acta entomologica bohemoslovaca, 83: 381

Lathrobium (in sp.) *pandellei* Czwalińska, 1889, Deutsche Entomologische Zeitschrift, 1889(2): 367

Material. RUSSIA: IRKUTSK AREA: 1 male, 2 females(AVSh): Ziminskiy District, right side of Oka River opposite Bargaday. 19–20.06.1998. A.Shavrin leg.—**BURYATIA REPUBLIC:** 1 male, 1 female(AR)2 females(AVSh): Khamar-Daban Mt Ridge, Snezhnaya River valley. 19–25.05.1997.

A.Shavrin leg. [*Lathrobium fulvipenne* Gr. Shavrin det. 97']—1 female(AVSh): [E Siberia, Buryatia] Khamar-Daban Mt Ridge, Snezhnaya River valley. 05–08.06.2007. A.Shavrin leg. [*Lathrobium fulvipenne* Shavrin A. det.. 2007'].

I have this species in my systematic collection also from **KRASNODAR TERRITORY** (Krasnodar) and **MOSCOW AREA** (Istrinskiy District, nr. Pavlovskaya Sloboda).

Remarks. The species has been known from 'C & S Europe, Asia Minor' (Tichomirova 1973), the European Russia (Tichomirova 1982), and the only record for Siberia: the Altai Territory (Babenko 1981). The new data widen the range of *L. pallidipenne* up to Baikal.

***Lathrobium* (s.str.) *rufipenne* Gyllenhal, 1813**

Lathrobium rufipenne Gyllenhal, 1813: 704

Lathrobium rufipenne; J. Sahlberg, 1876, Acta Societatis pro Fauna et Flora Fennica, 1: 39

Lathrobium rufipenne; J. Sahlberg, 1900, Acta Societatis pro Fauna et Flora Fennica, 19(4): 27

Lathrobium rufipenne; Jakovlev, 1902, Memoires de la Société des Naturalistes de Jaroslaw, 1: 111

Lathrobium rufipenne; Lebedev, 1906, Horae Societatis Entomologicae Rossicae, 37: 374

Lathrobium (*Lathrobium*) *rufipenne*; Jakobson, 1909: 492

Lathrobium (s.str.) *rufipenne*; Horion, 1965: 62

Lathrobium (s.str.) *rufipenne*; Tichomirova, 1973: 178

Lathrobium rufipenne; Bordoni, 1980, Frustula Entomologica (Nuova Serie), 2(15): 20

Lathrobium (s.str.) *rufipenne*; Coiffait, 1982, Nouvelle Revue d'Entomologie. Suppl., 12(4): 360

Lathrobium rufipenne; Tichomirova, 1982, Pochvennyie bespozvonochnyie Moskovskoy oblasti: 215

Lathrobium rufipenne; Babenko, 1982, Poleznyie i vrednyie nasekomyie Sibiri: 56

Lathrobium (s.str.) *rufipenne*; Boháč, 1986, Acta entomologica bohemoslovaca, 83: 377

Lathrobium rufipenne henningsi Wagner, 1924, Deutsche Entomologische Zeitschrift, (1924) (2): 155

Material. RUSSIA: KHANTY-MANSI AUTONOMOUS REGION: 1 female(AR): Surgutskiy District, Yuganskiy Nature Reserve, Nyogus'yakh River, Bisarkina cordon. Moss and litter on swamp amid flood plain forest near foot of slope: *Menyanthes trifoliata*, *Equisetum* spp., *Sphagnum squarrosum* (sparse), *Sph.* ? *centrale*, *Sph.* spp., *Nardosmia frigida*, *Carex* spp., Poaceae gen. sp., *Salix* sp., *Comarum palustre*, *Filipendula ulmaria*, ? *Tomenthypnum* sp., *Plagiomnium* sp. etc. 27.07.1998. A.B.Ryvkin leg.—2 males, 3 females(AR): Surgutskiy District, Yuganskiy Nature Reserve, Malyi Yugan River basin, Koimlor Lake. Mosses and litter at lake shore and under pines: *Sphagnum* spp., *Vaccinium uliginosum*, *V. vitis-idaea*, *Ledum* sp., *Chamaedaphne calyculata*, *Andromeda polifolia*, etc. 10.08.1998. A.B.Ryvkin leg.—**KRASNOYARSK TERRITORY:** 19 males, 5 females(AR): Krasnoyarsk Territory, Turukhanskiy District, Central Siberian Biosphere Reserve, Bol'shaya Varlamovka River basin, middle reaches of Bol'shaya Raskosaya River, edge of swamp with *Sphagnum* spp., *Pleurozium schreberi* and *Hylocomium splendens* among *Picea obovata* and *Betula* sp. 25.05.1992. V.B.Semenov leg.—**TUVA REPUBLIC:** 1 female(AR): Todjenskiy District, Toora-Khem, Toora-Khem River near mouth, 900 m a.s.l., evening flight on riverside. 06.06.1992. A.B.Ryvkin leg.

Remarks. The species has been known from 'Nord- und Mittel-Europa, Nord-Italien' (Horion 1965), European Russia (Lebedev 1906; Tichomirova 1982), 'à l'Est probablement jusqu'à l'Oural' (Coiffait, 1982). Babenko (1982) reported *L. rufipenne* for 'Southern part of the forest zone of Western Siberia' but did not provide a material. The new material proves *L. rufipenne* is widely distributed in Western, Middle, and Southern Siberia.

***Lathrobium* (s.str.) *viduum* Eppelsheim, 1893**
(Figs. 9–10, 12–14)

Lathrobium viduum Eppelsheim, 1893, Deutsche Entomologische Zeitschrift, 1893(1): 51
Lathrobium viduum; Heyden, 1898: 34

Lathrobium (*Lathrobium*) *viduum*; Jakobson, 1909: 492

Lathrobium (s.str.) *viduum*; Tichomirova, 1973: 179

Lathrobium viduum; Bordoni, 1980, Frustula Entomologica (Nuova Serie), 2(15): 17

Lathrobium (s.str.) *viduum*; Coiffait, 1982, Nouvelle Revue d'Entomologie. Suppl., 12(4): 381

Lathrobium (s.str.) *viduum*; Shavrin, 2007, Baltic Journal of Coleopterology, 7(2): 175

Material. RUSSIA: TCHITA AREA: 1 female(AVSh): near Malyie Kovali, Chichatka River. 20–28.07.1999. A.V.Shavrin leg. [with the apex of abdomen damaged; '*Lathrobium brunripes* [det. Shavrin]']—1 female(AVSh): Uletovskiy District, 2 km S of Shelokhan, left side of Ingoda River. 07.08.2008. I.V.Enushchenko leg.—**AMUR AREA:** 1 male(AR): Selezmdzhinskiy District, Norskiy Nature Reserve (buffer zone), Burunda River basin near Burunda cordon, plant debris and mosses on swampy sides of floodplain lake: *Carex* spp., Poaceae gen. spp., *Spiraea* sp., sparse *Climacium* sp., *Hypnum* sp., *Sphagnum* sp., *Polytrichum* sp., etc. 09.09.2004. A.B.Ryvkin leg.—1 male(AR): Selezmdzhinskiy District, Norskiy Nature Reserve, Nora River basin near Maltsevskiy cordon, Maltsevskoye Lake, 210 m a.s.l., mosses and leaf litter on swampy lakeside with tussocks of Poaceae gen. spp., *Carex* spp., *Spiraea* spp., etc. 11.06.2005. E.M.Veselova & A.B.Ryvkin leg.—1 male(AR): same locality and collectors, mosses and leaf litter among tussocks of *Carex* spp. and Poaceae gen. spp. with *Iris* sp., *Filipendula palmata*, *Spiraea* spp., etc. 07.06.2005.—1 male, 2 females(AR): same locality and collectors, mosses and litter on swampy lakeside with tussocks of *Carex* spp., Poaceae gen. spp., *Spiraea* sp., *Salix* sp., etc. 29.09.2008.—1 male(AR): same locality and collectors, mosses and litter under arborescent *Salix* sp., *Alnus* sp., *Betula platyphylla*, *Populus tremula*, *Larix gmelinii* with Poaceae gen. spp., *Filipendula palmata*, *Carex* spp., *Polytrichum* sp., *Pleurozium schreberi*, etc. 01.10.2008.—**KHABAROVSK TERRITORY:** 1 male(AR): Verkhnebureinskiy District, 4th km of Chegdomyn–Urgal road, mosses and plant debris on swampy sides of wayside lake with tussocks

of *Carex* spp. and Poaceae gen. sp., *Scirpus* sp., *Comarum palustre*, *Ledum palustre*, *Chamaedaphne calyculata*, *Vaccinium uliginosum*, *V. vitis-idaea*, *Betula divaricata*, *Larix gmelinii*, *Sphagnum* spp., *Aulacomnium* sp., *Polytrichum* sp. 05.10.2006. A.B.Ryvkin leg.—1 male(ZMMU): Maritime Area, Khabarovsk. 06.07.1911. Speshilova-Petelina leg. [*Lathrobium* sp. n.! [A.L.Tichomirova det.]]—1 female(ZMMU): Lower reaches of Amur River, Troitskoye, Torgogo village. 01.07.1910. Soldatov leg. [*Lathrobium* sp. n.! [A.L.Tichomirova det.]]—**SAKHALIN AREA**: 1 male, 1 female(AR): Kurile Islands, Kunashir Island, near Yuzhno-Kuril'sk. 17.06.1990. K.V.Makarov leg.—**MARITIME PROVINCE**: 1 female(AR): Ussuriyskiy District, near Kamenushka, on dried puddle. 06.07.1980. A.B.Ryvkin leg. [?]
—1 male(AVSh): South Primorye [=S Maritime Province], Lazovskiy District, Preobrazhenie. 12.08.2007. Yu.Sundukov leg.

Redescription. Body pitchy-black to black, pronotum and elytra with bluish metallic tint; elytral suture and posterior margin narrowly and vaguely lightened, reddish to reddish-brown; antennae, mouthparts and legs brown to yellowish-brown. Forebody distinctly, abdominal tergites fatty shining. Pubescence moderately long and dense, piceous with golden shine.

Length: 7.2–7.9 mm (the last value for the specimens with abdomen extended).

Head about as long from neck to anterior margin of front as broad across basal 1/4 (66:67), less than twice as broad as the neck constriction (67:36); posterior angles broad angularly rounded, posterior margin in the middle a bit concave to nearly straight; temples nearly straight, a bit divergent posteriorly (65:67), about 2 to 2.5 times as long as eyes (37:19 to 37:15, view from above). Puncturation fairly deep and dense laterally and in the posterior 1/3, much sparser and more irregular in the middle of disk and anteromedially; average diameter of the coarsest punctures of the disk a bit larger than 1/3 cross-section of antennal segment 2; wide interstices between median punctures 3 to 4 times as broad as

diameter of punctures; the puncturation of underside moderately dense and more shallow. Fine and close cellular ground-sculpture well-developed throughout, excluding medioposterior area where is much more feeble or entirely vanishing. Antennae moderately long, scarcely reaching the basal 1/5 of pronotum, with segments 2-10 inverted conical. Length/width proportions of antennal segments 1-11 as 23/9.5: 12/8: 14/8: 12/8: 11.5/8: 12/8: 11/8: 11/9: 12/9: 12/8.5: 18/8 (on the male from Nora River basin).

Pronotum moderately convex, nearly as broad as head (66:67), by about 1/5 longer than broad (80:66); lateral sides slightly convex (65:66:64); both anterior and posterior angles broadly rounded; very fine median longitudinal furrow well-developed in basal 1/5, more or less distinctly extending as a feeble stroke to the anterior 1/3 to 1/5 (in some specimens vanishes in basal 1/3). Median longitudinal impunctate strip reaching both anterior margin and posterior one, slightly raised in basal part, as broad as 1/10 to 1/11 maximum breadth of pronotum. Puncturation of disk irregular, somewhat larger on average than that of the head; interstices between punctures near the smooth longitudinal median strip evidently smaller on average than the diameter of punctures; some small smooth areas, mainly narrow and longitudinal, situated on the disk laterally. Ground-sculpture absent, the whole surface varnish shining.

Elytra moderately convex, by nearly 1/5 longer than pronotum (96:80), by nearly 1/7 to nearly 1/4 longer than broad (95:83 to 101:82), slightly dilated posteriorly (75:82 to 72:83) behind well developed angularly-rounded humeri. Suture a little shorter than pronotum (75:80 to 80:82), somewhat elevated throughout excluding the very base; flanked with a pair of narrow and shallow sutural impressions; humeral and lateral impressions absent; posterior margin with extremely fine edging visible only in external parts. Puncturation evidently smaller than that of pronotum, but larger on average than that on the head, less distinct, rather irregular. Very shallow irregular point-touch ground-sculpture more or

less visible between punctures at high magnification. Wings developed.

Abdominal segments 3 to 7 a bit widened posteriorly; abdominal tergites 3 to 6 moderately flattened, preapical tergites more convex. Posterior margin of tergite 7 with evident white fringe. Puncturation of fore visible abdominal tergites rather uniform, very fine and moderately dense, a bit sparser medially; tergite 7 punctured somewhat more sparsely than preceding ones; puncturation of tergites 8–9 distinctly sparser. Extremely fine and dense reticular ground-sculpture well-developed throughout but much more feeble on preapical tergites.

Male: Abdominal sternite 7 with a feeble median depression and posterior margin feebly, broadly emarginated; small medioposterior angularly-round emargination of abdominal sternite 8 nearly symmetric, flanked with two short rows of spicules, and extended with a feeble median impression reaching the basal 1/3 (fig. 12); aedeagus as in figs. 9–10.

Female: Posterior margin of abdominal tergite 8 as well as abdominal sternite 8 as in fig. 13; structure of abdominal segments 9–10 as in fig. 14.

Diagnosis. In the shape of the aedeagus, the species under consideration is closely related to *L. elongatum* (Linné, 1767) and may be readily distinguished from the specimens of the latter with entirely darkened elytra by the smaller body size, the more slender body proportions, the much sparser and irregular puncturation of median parts of the head, the somewhat less coarse and dense puncturation of underside of the head, and the details of the aedeagus (compare figs. 10 and 8).

Remarks. *L. viduum* was described from eight females which had been collected by Leder in Southern Cis-Baikalia (Eppelsheim 1893: 'Ost-Sibirien in der Nähe der Hauptstadt Irkutsk auf dem linken Ufer des Irkut in der oberen Hälfte dieses Flusses gelegen und reicht von der Ortschaft Tunka bis an den Munku-Sardik im Sajan'schen Gebirge [...]'). Coiffait (1982)

redescribed the species from two syntypes ('paratypes'). Bordoni (1980) also mentioned 'due paratipi females di Baikal See coll. Reitter del Museo di Budapest: corpo di circa 7 mm, bruno nero con capo e pronoto neri, antenne ed arti testacei'. In all probability, no additional material has been published on *L. viduum* after the type series, and so the data above give a view of the distribution of the species. All the diagnoses existing are too brief; neither male nor female specific characters have been described by the previous writers. Therefore I think it to be useful to give a detailed description of *L. viduum* (see above).

Lathrobium (s.str.) *wuesthoffi* Koch, 1939

Lathrobium (s.str.) *wuesthoffi* Koch, 1939, *Mitteilungen der Münchener Entomologischen Gesellschaft*, 29: 430

Lathrobium (s.str.) *wuesthoffi*; Wüsthoff, 1942, *Mitteilungen der Münchener Entomologischen Gesellschaft*, 32: 585

Lathrobium wuesthoffi; Molodova, 1973, *Ekologiya pochvennykh bespozvonochnykh*: 68, 70

Lathrobium wuesthoffi; Kryzhanovskiy *et al.*, 1973, *Ekologiya pochvennykh bespozvonochnykh*: 149

Lathrobium (s.str.) *wuesthoffi*; Tichomirova, 1973: 178

Lathrobium wuesthoffi; Kurcheva, 1977: 70

Lathrobium castaneipenne [?]; Eppelsheim, 1887, *Deutsche Entomologische Zeitschrift*, 31(2): 428

Material. RUSSIA: AMUR AREA: 1 female(AR): Zeyskiy Nature Reserve, cordon Tyoplyi Klyuch. 12.06.1978. V.V.Belov & S.A.Kurbatov leg.—1 female(AR): Selemdzhinskiy District, near Selemdzhinsk, 270–280 m a.s.l., pasture: on pile of stones. 31.07.1976. E.M.Veselova & A.B.Ryvkina leg.—1 male(AR): same locality and collectors, under bark of fallen deciduous tree near ford. 02.08.1976.—3 males, 2 females(AR): same locality and collectors, under planks. 13.08.1976.—2 females(AR): Selemdzhinskiy District, Norskiy Nature Reserve, Selemdzha River basin, 1.5 km NE of Dvadtsatikhha cordon, banks and burnt flood-plain of a rill inflowing to

lake, 222 m a.s.l., mosses and leaf litter among *Carex* spp., *Alnus* sp., *Salix* spp., *Padus* sp., undergrowth of *Betula* spp. and *Populus tremula*, etc. 18.08.2006. E.M.Veselova & A.B.Ryvkin leg.—**KHABAROVSK TERRITORY:** 1 male(AR): Verkhneburenskiy District, Dublikanskiy Nature Refuge, right side of Dublikan River, 1.5 km below cordon, 320 m a.s.l., mosses and litter in flood-plain forest: *Populus* sp., *Picea ajanensis*, *Abies nephrolepis*, *Acer ukurunduense*, *Corylus mandshurica*, *Padus* spp., *Eleutherococcus senticosus*, *Filipendula palmata*, *Carex* spp., Poaceae gen. spp., *Matteuccia struthiopteris* and other ferns, *Plagiomnium* sp., *Pleurozium schreberi*, etc. 24.08.2008. A.B.Ryvkin leg.—1 male(AR): Bol'shekhkhtsyrskiy Nature Reserve, *Pinus koraiensis* forest. 11.07.1972. N.A.Ryabinin leg.—1 male(AR): same locality, biotope and collector. 15.07.1972.—1 male(AR): same locality, biotope and collector. 27.07.1972.—**JEWISH AUTONOMOUS AREA:** 1 female(AR): Obluchenskiy District, Pashkovo. 1978. S.V.Toms leg.—6 males, 15 females(AR): Dichun, Amur River, 130°45' E, near Radde. 06.08.–02.09.1978. V.V.Belov & S.A.Kurbatov leg.—**SAKHALIN AREA:** 1 male(IM): S Sakhalin, Kril'yon Peninsula, near Shebunino, 46°24'59"N 141°51'53"E. 09-18.06.2003. I.V.Mel'nik leg.—**MARITIME PROVINCE:** 1 male(AR): Chernigovskiy Distr., Dmitriyevka, soy field 3. 27.06.1988. E.V.Mikhaljova leg.—1 female(AVSh): S Primorye, flood-plain of Poyma River. 30.07–06.08.1999. A.Shavrin leg.—3 males, 4 females(AVSh): Lazovskiy Nature Reserve, Prosyolochnyi (Ta-Chingouza) cordon. 01–03.07.2007. A.Shavrin leg.—1 male(AVSh): Lazovskiy Nature Reserve, Prosyolochnaya Bay. 18.10.2000. Yu.Sundukov leg.—1 female(AVSh): same locality and collector. 17–18.08.2002.—1 female(AR): Lazovskiy District, near Lazo. 01.04–31.05.2002. Yu.Sundukov leg.—1 male(AVSh): same locality. 01–15.06.2003. L.Sundukova leg.—1 male(AVSh): Lazovskiy District, Sokolovka. 03.06.2007. Yu.Sundukov leg.—1 male(AR): Sikhote-Alin'skiy Biosphere Reserve, Blagodatnoye tract, oak forest with *Melampyrum* sp. 08.1981. M.N.Gromyko leg.—1 male, 1 female(AR): Sikhote-Alin'skiy Biosphere Reserve, upper 1/3rd slope SSE of Blagodatnoye tract, oak forest with *Rhododendron* sp., samples

17–20, A₀, 27.07.1983. M.N.Gromyko leg.—1 female(AVSh): Spasskiy District, Siniy Mt. Ridge, 8 km E of Yevseyevka, 400 m a.s.l. 07–09.08.1999. A.Anishchenko leg. ['*Lathrobium arnoldii* A.Tich. Shavrin A. det. 99']—1 female(AR): Kedrovaya Pad' Nature Reserve. 20.08.1964. G.M.Dlusskiy leg.—1 female(AR): same locality and collector, Kedrovka River, litter in deciduous forest. 25.08.1964.—1 female(AR): Khasan, Golubinyi Utyos, leaf litter near rill. 31.05.1991. S.A.Kurbatov leg.—1 male(AR): same locality and collector, in litter. 01.06.1991.

Remarks. By far the most common Far Eastern species of the 'large' *Lathrobium* (s.str.), probably confused frequently by previous authors with *L. castaneipenne* Kolenati, 1846 or *L. geminum* (see above). Described from the Maritime Province (Vladivostok, Ussuriysk), reported also from S Sakhalin (Molodova l.c.). The new record for Zeyskiy Nature Reserve is the utmost north-western find of the species.

ACKNOWLEDGEMENTS

My best thanks are due to all the colleagues named above who had collected the material provided in the present study. I am most grateful to Alexey Shavrin (Daugavpils) who gave me an opportunity to restudy his large *Lathrobium* collection. I am indebted also to the administrations and staff of the aforementioned nature reserves for providing my own field work in these protected areas. And finally I am to express my deep appreciation of the help I have received from my wife and colleague Elena Veselova in all our collecting trips.

REFERENCES

- Assing, V. 1995. The types of some species of *Lathrobium* Gravenhorst and of *Xantholinus sejugatus* G.Benick (Coleoptera: Staphylinidae). *Revue suisse de Zoologie*. 102(4): 961–968.
- Assing, V. 2008. On the taxonomy and zoogeography of some Palaearctic Paederinae and Xantholinini (Coleoptera:

- Staphylinidae). Linzer Biologische Beiträge. 40(2): 1237–1294.
- Babenko, A.S. 1981. Korotkonadkrylyie zhuki podsemeystva Paederinae (Coleoptera, Staphylinidae) predgornoy chasti Zapadnogo Altaia. In: Fauna i ekologiya nazemnykh chlenistonogikh Sibiri. Irkutsk. Pp. 21–26. [In Russian].
- Babenko, A.S. 1982. Fauna i biotopicheskoye raspredeleniye korotkonadkrylykh zhukov (Coleoptera, Staphylinidae) v yuzhnoy chasti lesnoy zony Zapadnoy Sibiri. In: Poleznyie i vrednyie nasekomyie Sibiri. Nauka, Novosibirsk. Pp. 52–59. [In Russian].
- Benick, L. 1951. Eine neue Käferart aus dem Oldenburger Gebiet *Lathrobium* (s.str.) *Röbeni* L.Bck. nov. spec. (Col. Staph.). Oldenburger Jahrbuch. 51: 237–239.
- Bernhauer, M. 1901. Neue Staphyliniden der paläarktischen Fauna, nebst Bemerkungen. Deutsche Entomologische Zeitschrift. 1901 (2): 241–251.
- Bernhauer, M. 1907. Zur Staphylinidenfauna von Japan. Verhandlungen der Zoologisch-Botanischen Gesellschaft in Wien. 57: 371–414.
- Bernhauer, M. 1910. Zur Staphylinidenfauna des paläarktischen Gebietes.[1]. Societas Entomologica. 25: 71–72.
- Bernhauer, M. 1927. Neue Staphyliniden des paläarktischen Faunengebietes. Koleopterologische Rundschau. 13: 90–99.
- Bernhauer, M. 1930. [Entomologische Ergebnisse der Deutsch-Russischen Alai-Pamir Expedition.] 6. Coleoptera I. Staphylinidae. Mitteilungen aus dem Zoologischen Museum in Berlin. 16: 241–243.
- Bernhauer, M. & K. Schubert 1912. Staphylinidae. III. In: Schenkling, S. (Editor): Coleopterorum Catalogus. Pars 40. W.Junk, Berlin. Pp. 191–288.
- Boháč, J. 1986. Review of the subfamily Paederinae (Coleoptera, Staphylinidae) of Czechoslovakia. Part III. Acta entomologica bohemoslovaca. 83: 365–398.
- Bordoni, A. 1980. Studi sui Paederinae - V - Intorno ad alcuni Lathrobiini poco noti, revisione dei tipi e descrizione di una nuova specie italiana (Col. Staphylinidae). LVIII contributo alla conoscenza degli Staphylinidae. Frustula Entomologica (Nuova Serie). 2(15): 1–26.
- Coiffait, H. 1953. Les *Lathrobium* sensu lato de France et des régions voisines. Annales de la Société Entomologique de France. 122: 85–111.
- Coiffait, H. 1967. Nouveaux Staphylinidae (sensu lato) d'Asie centrale. Bulletin de la Société d'Histoire Naturelle de Toulouse. 103: 352–357.
- Coiffait, H. 1972. Paederinae nouveaux ou mal connus de la région paléarctique occidentale. Nouvelle Revue d'Entomologie. 2(2): 131–150.
- Coiffait, H. 1981. Un *Lathrobium* méconnu de la faune caucasienne. Nouvelle Revue d'Entomologie. 11(2): 129–131.
- Coiffait, H. 1982. Coléoptères Staphylinidae de la région paléarctique occidentale. Sous famille Paederinae. Tribu Paederini 1 (Paederi, Lathrobii). Nouvelle Revue d'Entomologie. Suppl. 12(4): 1–440.
- Czwalina, G. 1888. Die Forcipes der Staphyliniden-Gattung *Lathrobium* (s. str. Rey) Grav. Deutsche Entomologische Zeitschrift. 32(2): 337–354.
- Czwalina, G. 1889. *Lathrobium* (in sp.) *Pandellei* n. sp. und *L. crassipes* Rey. Deutsche Entomologische Zeitschrift. 1889 (2): 367–368+Tab.
- Eppelsheim, E. 1887. Neue Staphylinen vom Amur. Deutsche Entomologische Zeitschrift. 31(2): 417–430.
- Eppelsheim, E. 1893. Beitrag zur Staphylinen-Fauna des südwestlichen Baikal-Gebietes. Deutsche Entomologische Zeitschrift. 1893 (1): 17–67.
- Eppelsheim, E. 1893. Kurz- und langflügelige Staphylinen. (Schluss). Societas Entomologica. 8: 42–43.
- Erichson, W.F. 1839. Die Käfer der Mark Brandenburg. I. (1837–1839). F.H.Morin, Berlin. 740 pp.
- Erichson, W.F. 1840. Genera et species staphylinorum insectorum coleopterorum familiae. (1839–1840). F.H.Morin, Berlin. 954 pp.

- Fabricius, J.C. 1793. *Entomologiae Systematicae, emendatae et auctae. Secundum classes, ordines, genera, species adjectis synonymis, locis, observationibus, descriptionibus.* Tomus I, Pars 2. C.G.Proft, Hafniae. 538 pp.
- Fairmaire, L. & A. Laboulbène 1856. *Faune entomologique française ou description des insectes qui se trouvent en France. Coléoptère.* Vol. 1, liv. 3. Deyrolle, Paris. Pp. 371–665.
- Fauvel, A. 1873. *Faune Gallo-Rhénane ou species des insectes qui habitent la France, la Belgique, la Hollande, le Luxembourg, la Prusse Rhénane, la Nassau et la Valais avec tableaux synoptiques et planches gravées. Coléoptères.* Tome 3, liv. 4. F. Le Blanc-Hardel, Caen. Pp. 215–390.
- Filatova, L.D. & G.Sh. Lafer 1978. *K izucheniyu fauny staphylinid (Coleoptera, Staphylinidae) ostrova Iturup.* In: *Aktual'nyie voprosy okhrany prirody na Dal'nem Vostoke.* Vladivostok. Pp. 148–153. [In Russian].
- Ganglbauer, L. 1895. *Die Käfer von Mitteleuropa. Die Käfer der österreichisch-ungarischen Monarchie, Deutschlands, der Schweiz, sowie des französischen und italienischen Alpengebietes.* Vol.II. Familienreiche Staphylinoidea. 1. Theil, Staphylinidae, Pselaphidae. Carl Gerold's Sohn, Wien. 6+881 pp.
- Gebler, F.A. 1830. III. *Bemerkungen über die Insecten Sibiriens, vorzüglich des Altai.* In: *Ledebour, C.F. von: Reise durch das Altai-Gebirge und die soongorische Kirgisen-Steppe.* Zweiter Theil. G.Reimer, Berlin. Pp. 1–228.
- Gebler, F.A. 1848. *Verzeichniss der im Kolywano-Woskresenskischen Hüttenbezirke Süd-West Sibiriens beobachteten Käfer mit Bemerkungen und Beschreibungen.* Buchdruckerei W.Gautier, Moskau. 410 pp.
- Geoffroy, E.L. 1785. [New species]. In: *Fourcroy, A.: Entomologia Parisiensis, sive catalogus insectorum, quae in agro Parisiensi reperiuntur, secundum methodum Geoffroeanum in sectiones, genera et species distributus, qui addita sunt nomina trivialia et fere trecentae novae species.* P.I. Aedibus Serpentineis, Parisiis. 8+231 pp.
- Gistel, J. 1857. *Achthundert und zwanzig neue oder unbeschriebene wirbellose Thiere.* Verlag der Schorner'schen Buchandlung, Straubing. 94 pp.
- Gravenhorst, J.L.C. 1802. *Coleoptera Microptera Brunsvicensia nec non exoticorum quotquot exstant in collectionibus entomologorum Brunsvicensium in genera familias et species distribuit.* Carolus Reichard, Brunsvigae. xvi+206 pp.
- Gravenhorst, J.L.C. 1806. *Monographia Coleopterorum Micropteriorum.* Henricus Dieterich, Gottingae. 16+236 pp.
- Gusarov, V.I. 1989. *Fauna i ekologiya stafylinid (Coleoptera, Staphylinidae) Kryma. Podsemeystva Metopsiinae, Proteinae, Omaliinae, Piestinae, Tachyporinae, Oxyporinae, Steninae, Paederinae, Xantholininae, Stahylininae.* *Vestnik Leningradskogo gosudarstvennogo universiteta, Seria 3.* 1989(3) (17): 3–17. [In Russian].
- Gusarov, V.I. 1991. *Novyie i maloizvestnyie palearkticheskiye staphylinidy (Coleoptera, Staphylinidae).* *Soobshchenie 2. Vestnik Leningradskogo gosudarstvennogo universiteta, Seria 3.* 1991(3) (17): 3–12. [In Russian].
- Gusarov, V.I. 1992. *New and little known Palaearctic staphylinids (Coleoptera, Staphylinidae).* *Revue d'Entomologie de l'URSS.* 71(4): 775–788. [In Russian].
- Gyllenhal, L. 1813. *Insecta Suecica descripta, Classis I. Coleoptera sive Eleuterata.* Vol. 1(3). F.J.Leverentz, Scaris. 732 pp.
- Hayashi, Y. 1994. *A new macropterous Lathrobium species from Japan (Coleoptera: Staphylinidae).* *Transactions of the Shikoku Entomological Society.* 20(3-4): 145–149.
- Hayashi, Y. 1999. *A new brachypterous species of the genus Lathrobium (Coleoptera, Staphylinidae) from Japan.* *Entomological Review of Japan, Osaka.* 54: 147–150.
- Heer, O. 1839. *Fauna coleopterorum Helvetica.* Ps.1, fasc.2. Orellii, Fuesslini et Sociorum, Turici. Pp. 145–360.

- Heer, O. 1841. Fauna coleopterorum Helvetica. Ps.1, fasc.3. Orellii, Fuesslini et Sociorum, Turici. Pp. 361–652.
- Herman, L.H. 2004. Case 3265. *Lathrobium geminum* Kraatz, 1857 (Insecta, Coleoptera): proposed precedence over *L. volgense* Hochhuth, 1851 and *L. boreale* Hochhuth, 1851; *L. volgense*: proposed precedence over *L. boreale*. Bulletin of Zoological Nomenclature. 61(1): 25–28.
- Heyden, L. von 1881. Catalog der Coleopteren von Sibirien mit Einschluss derjenigen der Turanischen Länder, Turkestans und der chinesischen Grenzgebiete. Deutsche Entomologische Zeitschrift. 1880-1881, Supplement. xxiv+224 pp.
- Heyden, L. von 1898. Catalog der Coleopteren von Sibirien, mit Einschluss derjenigen des östlichen Caspi-Gebietes, von Turkmenien, Turkestan, Nord-Thibet und des Amur-Gebietes. Nachtrag II. A.W. Schade's Buchdruckerei, Berlin. 84 pp.
- Hochhuth, J.H. 1851. Beitrage zur naeheren Kenntniss der Staphylinen Russlands. Enthaltend Beschreibung neuer Genera und Arten, nebst Erläuterungen noch nicht hinlänglich bekannter Staphylinen des russischen Reichs. Bulletin de la Société Impériale des Naturalistes de Moscou. 24(3): 3–58.
- Hochhuth, J.H. 1863. Beitrage zur naeheren Kenntniss der Staphylinen Russlands. Bulletin de la Société Impériale des Naturalistes de Moscou. 35(3): 1–113.
- Horion, A. 1965. Faunistik der mitteleuropäischen Käfer. Staphylinidae. 2. Paederinae bis Staphylininae. 10. A. Feyel, Überlingen-Bodensee xv+335 pp.
- Hubenthal, W. 1911. Beschreibungen neuer europäischer Coleopteren und Bemerkungen zu bekannten Arten. Entomologische Blätter. 7(10/11): 185–193.
- Iljin, B.S. 1926. Verzeichnis der Käfer des Ekaterinoslavschen Gouvernements. Revue Russe Entomologique. 19(1925) (3–4): 224–228. [In Russian].
- Jakobson, G.G. 1909. Zhuki Rossii i Zapadnoy Evropy. [Part 7]. Devrien, St.-Petersburg. Pp. 481–560. [In Russian].
- Jakovlev (Jakowlew), A.I. 1902. Spisok zhukov Yaroslavskoy gubernii. Memoires de la Société des Naturalistes de Jaroslaw. 1, 88–186. [In Russian].
- Joy, N.H. 1906. *Lathrobium elongatum* L. v. *nigrum* var. nov. The Entomologist's Monthly Magazine. 17(42): 271.
- Koch, C. 1937. Ueber einige Staphylinidae aus dem östlichen Mediterrangebiet. Pubblicazioni del Museo Entomologico 'Pietro Rossi'. 2: 229–264.
- Koch, C. 1939a. Über neue und wenig bekannte paläarktische Paederinae (Col., Staph.) [III.]. Entomologische Blätter. 35(3): 156–172.
- Koch, C. 1939b. Neue und wenig bekannte paläarktische Paederinae (Col., Staph.) [IV.]. Mitteilungen der Münchener Entomologischen Gesellschaft. 29: 429–442.
- Kolenati, F.A. 1846. Meletemata entomologica. Fasc. III. Brachelytra caucasi cum distributione geographica adnexis pselaphinis, scydmaenis, notoxidibus et xylophagis. Imperialis Academiae Scientiarum, Petropolis. 44+3 pp.
- Kraatz, G. 1857. Staphylinii. Naturgeschichte der Insekten Deutschlands. Abt. I. Coleoptera. Vol. II. Lief. 3/4. Nicolai, Berlin. Pp. 377–768.
- Kryzhanovskiy, O.L., A.L. Tichomirova & L.D. Filatova 1973. Staphylinidy (Coleoptera, Staphylinidae) Yuzhnogo Primoria. In: Ghilarov M.S. (ed.): Ekologia pochvennykh bespozvonochnykh. Nauka, Moscow. Pp. 144–173. [In Russian].
- Kurcheva, G.F. 1977. Pochvennyie bespozvonochnyie sovetskogo Dal'nego Vostoka. Nauka, Moscow. 131 pp. [In Russian].
- Lebedev, A. 1906. Materialy dlya fauny zhukov (Coleoptera) Kazanskoy gubernii. Horae Societatis Entomologicae Rossicae. 37: 352–438. [In Russian].
- Linné, C. 1767. Systema naturae. I, 2. Laurentii Salvii, Holmiae. Pp. 533–1327 + 37.
- Li, J. 1992. The Coleoptera Fauna of Northeast China. Jilin Education Publishing House, Jilin. 205 pp.
- Machulka, V. 1923. Fauna bohémica. Sborník entomologického oddělení Národního muzea v Praze. 1: 73–74.

- Mäklin, F.W. [Maeklin, F.G.] 1845. Novae in fauna Fennica Coleopterorum species. Bulletin de la Société Impériale des Naturalistes de Moscou. 18(4): 544–552.
- Mäklin, F.W. 1881. Coleoptera insamlade under den Nordeskiöld'ska expeditionen 1875 på några öar vid Norges nordvestkust, på Novaya Semlja och ön Waigatsch samt vid Jenissej i Sibirien. Kongliga Svenska Vetenskaps-Akademiens Handlingar. 18(4): 1–48.
- Marshall, T. 1802. Entomologia britannica, sistens insecta, Britanniae indigena, secundum methodum Linnaeanam disposita. Tomus I. Coleoptera. Wilks & Taylor, Londini. xxxi+549 pp.
- Molodova, L.P. 1973. Fauna pochvennykh bespozvonochnykh Yuzhnogo Sakhalina. In: Ghilarov M.S. (ed.): Ekologia pochvennykh bespozvonochnykh. Nauka, Moscow. Pp. 60–74. [In Russian].
- Motschulsky, V. de 1860. Énumération des nouvelles espèces de coléoptères rapportées de ses voyages. 3-ième article. Bulletin de la Société Impériale des Naturalistes de Moscou. 33(2): 539–588.
- Mulsant, M.E. & Cl. Rey 1878. Tribu des brévipennes. Troisième famille: Pédériens. Quatrième Famille: Euesthetiens. Annales de la Société Linnéenne de Lyon (n. sér.). 24(1877): 1–341+6 pl.
- Poppius, R.B. 1908. Weitere Beiträge zur Kenntnis der Coleopteren-Fauna des nordöstlichen europäischen Russlands. Acta Societatis pro Fauna et Flora Fennica. 31(6): 1–30.
- Poppius, R.B. 1909. Beiträge zur Kenntnis der Coleopteren-Fauna des Lena-Thales in Ostsibirien, IV. Staphylinidae. Öfversigt af Finska Vetenskaps-Societetens Förhandlingar (A). 51(4): 1–53.
- Razumovskiy, S.M., A.L. Tichomirova, J. Boháč & N.A. Karasyova 1984. Dinamika biocenozov Kostromskoy stantsii. In: Zhivotnyi mir yuzhnoy taygi. Nauka, Moscow. Pp. 91–122. [In Russian].
- Ryabukhin, A.S. 1999. A catalogue of rove beetles (Coleoptera: Staphylinidae exclusive of Aleocharinae) of the northeast of Asia. Pensoft, Sofia. 140 pp.
- Ryvkin, A.B. 1984. Ispol'zovaniye pochvennykh zhestkokrylykh dlya zoologicheskoy indikatsii rannikh stadiy gidrarkhnykh suksessionnykh ryadov. In: Zhivotnyi mir yuzhnoy taygi. Nauka, Moscow. Pp. 122–125. [In Russian].
- Ryvkin, A.B. 1989. *Lathrobium* (s.str.) *concolor* and two new species from East Asia (Coleoptera, Staphylinidae). Zoologicheskii zhurnal. 68(7): 81–87. [In Russian].
- Ryvkin A.B. 2007. A review of *Lathrobium* species of the *sibiricum* group (Insecta: Coleoptera: Staphylinidae: Paederinae). Bulletin de l'Institut royal des Sciences naturelles de Belgique, Entomologie. 77:179–234.
- Ryvkin, A.B. (in prep. a). *Lathrobium* (s.str.) *fulvum* Motschulsky, 1845 and some related species from Siberia and the Russian Far East (Insecta: Coleoptera: Staphylinidae: Paederinae).
- Ryvkin, A.B. (in prep. b). On new and poorly known *Lathrobium* species of the *fulvipenne* group (Insecta: Coleoptera: Staphylinidae: Paederinae).
- Sahlberg, C.R. 1830. Insecta Fennica, dissertationibus academicis, A. 1817–1834 editis. Pars IA. Frenckelliana, Helsingforsiae. Pp. 281–360.
- Sahlberg, J.R. 1876. Enumeratio Coleopterorum Brachelytrorum Fenniae. Systematisk förteckning öfver de inom Finlands naturalhistoriska område hittills funna Coleoptera Brachelytra jemte uppgift om arternas utbredning och beskrifningar af nya och mindre kända species. I. Staphylinidae. Acta Societatis pro Fauna et Flora Fennica. 1: 1–248.
- Sahlberg, J.R. 1880. Bidrag till Nordvestra Sibliens Insektfauna. Coleoptera. Insamlade under Expeditionerna till Obi och Jenissej 1876 och 1877. I. Cicindelidae, Carabidae, Dytiscidae, Hydrophilidae, Gyrinidae, Dryopidae, Georyssidae, Limnichidae, Heteroceridae, Staphylinidae och Micropepeplidae. Kongliga Svenska Vetenskaps-Akademiens Handlingar. 17(4): 1–115.

- Sahlberg, J.R. 1899. Catalogus praecursorius Coleopterorum in valle fluminis Petschora collectorum. Horae Societatis Entomologicae Rossicae. 32: 336–344.
- Sahlberg, J.R. 1900. Catalogus Coleopterorum faunae Fennicae geographicus. Cum mappis duabus geographicis. Acta Societatis pro Fauna et Flora Fennica. 19(4): i–viii+1–132.
- Schubert, K. 1911. Neue exotische Staphyliniden. (Col.). Deutsche Entomologische Zeitschrift. 1911: 1–39.
- Schülke, M. 1990. Zwei neue Lathrobii aus Transkaukasien (Coleoptera, Staphylinidae, Paederinae) nebst faunistischen Bemerkungen zu bekannten Arten. Novius. 10: 217–224.
- Scriba, W. 1859. Einige neue deutsche Staphylinen. Stettiner Entomologische Zeitung. 20: 413–415.
- Sharp, D. 1874. The Staphylinidae of Japan. The Transactions of the Royal Entomological Society of London. 1: 1–103.
- Sharp, D. 1889. The Staphylinidae of Japan. The Annals and Magazine of natural History. Ser.6. 3(15): 249–267.
- Shavrin, A.V. 1998. To the knowledge of staphylinid beetles fauna (Coleoptera, Staphylinidae) of Baikal Region. In: Entomological problems of Baikalian Siberia. Nauka, Novosibirsk. Pp. 81–86. [In Russian].
- Shavrin, A.V. 2001. To the knowledge of staphylinid beetles fauna (Coleoptera, Staphylinidae) of South Cisbaikalia. Proceedings of the Biology and Soil Department of the Irkutsk State University. 5: 80–96. [In Russian].
- Shavrin, A.V. 2006. Ksilobiontnyie zhukistaphylinidy (Coleoptera, Staphylinidae) Baikal'skogo regiona. In: Biodiversity of the ecosystems of Inner Asia. Ulan-Ude, 1. Pp. 199–200. [In Russian].
- Shavrin, A.V. 2007a. The rove beetles (Coleoptera, Staphylinidae) of Pribaikalsky National Park. Trudy Pribaikal'skogo natsional'nogo parka. 2: 132–148. [In Russian].
- Shavrin, A.V. 2007b. Contribution to the knowledge of the genus *Lathrobium* Grav. (Coleoptera, Staphylinidae, Paederinae) of the Baikal region. I. Catalogue of species and a new synonymy. Baltic Journal of Coleopterology. 7(2): 173–178.
- Shavrin, A.V. & Berlov, E.Ya. 1999. K faune zhukov-staphylinid (Coleoptera, Staphylinidae) ostrova Sakhalin. Vestnik Irkutskoy Gosudarstvennoy Sel'skokhozyaystvennoy Akademii: IGSKhA. 18: 8–12. [In Russian].
- Shavrin, A.V., Shilenkov, V.G. & Veinberg, I.V. 1999. Fauna and ecology of Staphylinidae (Coleoptera) on the Norther [sic!] slope of Khamar-Daban in the Southern Cisbaikalia. Proceedings of the Biology and Soil Department of the Irkutsk State University. 1: 26–42. [In Russian].
- Shavrin, A.V., Shilenkov, V.G. & Gizatullin, A.A. 2001. Beetles (Insecta, Coleoptera) of the Vitimskiy nature reserve and adjacent territories. Proceedings of the Biology and Soil Department of the Irkutsk State University. 5: 100–107. [In Russian].
- Smetana, A. 1975. Ergebnisse der zoologischen Forschungen von Dr. Z. Kaszab in der Mongolei. 340. Staphylinidae IV. Unterfamilien Omaliinae bis Staphylininae (Coleoptera). Acta Zoologica Academiae Scientiarum Hungaricae. 21(1-2): 153–179.
- Stephens, J.F. 1829. The Nomenclature of British Insects; being a compendious list of such species as are contained in the Systematic Catalogue of British Insects, and forming a guide to their classification, &c. &c. Baldwin and Cradock, London. 68 pp.
- Stephens, J.F. 1833. Illustrations of British Entomology; or a synopsis of indigenous insects: containing their generic and specific distinctions; with an account of their metamorphoses, times of appearance, localities, food, and economy, as far as practicable. Mandibulata. Vol. V. [1832–1835]. Baldwin and Cradock, London. Pp. 241–304.
- Thomson, C.G. 1860. Skandinaviens Coleoptera synoptiskt bearbetade. II. Tom. Berlingska Boktryckeriet, Lund. 304 pp.
- Tichomirova, A.L. 1968. Novyie i maloizvestnyie Paederinae (Coleoptera, Staphylinidae) fauny SSSR. Archives of Zoological Museum Moscow State University. 11: 195–204. [In Russian].

- Tichomirova, A.L. 1973. Morfoekologicheskiye osobennosti i filogenez staphylinid (s katalogom fauny SSSR). Nauka, Moscow. 191 pp. [In Russian].
- Tichomirova, A.L. 1976. New species of the genus *Lathrobium* Grav. (Coleoptera, Staphylinidae) in the fauna of the USSR. *Revue d'Entomologie de l'URSS*. 55(3): 610–619. [In Russian].
- Tichomirova, A.L. 1982. Fauna i ekologiya staphylinid (Coleoptera, Staphylinidae) Podmoskov'ya. In: Pochvennyie bespozvonochnyie Moskovskoy oblasti. Nauka, Moscow. Pp. 201–222. [In Russian].
- Turton, W. 1802. A general system of nature, through the three grand kingdoms of Animals, Vegetables, and Minerals; systematically divided into their several classes, orders, genera, species, and varieties, with their habitations, manners, economy, structure, and peculiarities. Translated from Gmelin's last edition of the celebrated *Systema Naturae*, by Sir Charles Linné, amended and enlarged by the improvements and discoveries of later naturalists and societies, with appropriate copper-plates. 2. Lackington, Allen, and Co., London. 717 pp.
- Veselova, E.M. & A.B. Ryvkin 1991. On the fauna and ecology of Staphylinidae (Coleoptera) of the Yenisey taiga. In: Biological resources and Biocenoses of Yenisey Taiga. Institute of Animal Evolutionary Morphology and Ecology, USSR Acad. Sci., Moscow. Pp. 178–199. [In Russian].
- Wagner, H. 1924. [*Lathrobium rufipenne* f. *henningsi* Wgnr. n. f.]. In: Neresheimer, J. & Wagner, H. Beiträge zur Coleopterenfauna der Mark Brandenburg XII. *Deutsche Entomologische Zeitschrift*. (1924) (2): 155.
- Watanabe, Y. 1999. A New Apterous *Lathrobium* (Coleoptera, Staphylinidae) from Southern Shikoku, Japan. *Journal of the Speleological Society of Japan*. 24: 13–18.
- Watanabe, Y. 2000. A New Species of the Group of *Lathrobium monticola* (Coleoptera, Staphylinidae) from South Korea. *Elytra*. 28(2): 323–326.
- Watanabe, Y. 2004. *Lathrobium japonicum* and its new relatives (Coleoptera, Staphylinidae) from the Kuril Islands. In: Takahashi, H. & Ôhara, M. (eds.): Biodiversity and Biogeography of the Kuril Islands and Sakhalin 1. Pp. 37–44.
- Watanabe, Y. 2005. Apterous *Lathrobium* (Coleoptera, Staphylinidae) from the Kii Peninsula in Japan. 2. Group of *Lathrobium pollens*. *Elytra*. 33(2): 589–601.
- Watanabe, Y. 2006. On the Systematic Status of *Lathrobium* (s. str.) *japonicum kunashiriense* Y. Watanabe (Coleoptera, Staphylinidae). In: Takahashi, H. & Ôhara, M. (eds.): Biodiversity and Biogeography of the Kuril Islands and Sakhalin 2. P. 160.
- Watanabe, Y. & Shibata, Y. 1965. The staphylinid-beetles from Rishiri and Rebun Is., Hokkaido, Japan with descriptions of three new species. *Kontyû*. 33(3): 317–323.
- Wencker, J. 1866. [New names]. In: Wencker, J. & G. Silberman: *Catalogue des Coléoptères de L'Alsace et des Vosges*. G. Silberman, Strasbourg. vi+142 pp.
- Wüsthoff, W. 1942. Die Forcipes der mir bisher bekannt gewordenen Arten der Gattung *Lathrobium*. (Col. Staph.). *Mitteilungen der Münchener Entomologischen Gesellschaft*. 32: 582–596.

Received: 18.02.2011.

Accepted: 15.07.2011.